

City of Simi Valley
Environmental Services Department
April 23, 2003
Case No. PD-S-915, Mod. #1
Exhibit Entry/Pump Station
Colored

FULL MODIFICATION NOTE
A 100' FMZ SHALL BE DEMONSTRATED AROUND EACH STRUCTURE ADJACENT TO OPEN SPACE. PERMANENT FMZ MARKERS SHALL BE INSTALLED ALONG THE ENTIRE LENGTH OF THE FMZ BOUNDARY AND PLACED AT INTERVALS OF 50'. FMZ SHALL BE IN ACCORDANCE WITH VENTURA COUNTY FIRE DEPARTMENT GUIDELINES.

ZONE A - WET ZONE (MANUFACTURED SLOPES WITHIN 100' FMZ)
SEE PLANT LIST FOR PLANT MATERIAL WITHIN THE WET ZONE AREAS.

ZONE B - THINNING ZONE (OPEN SPACE AREAS WITHIN 100' FMZ)
ZONE B WILL BE HIGHMAINTAINED AND WILL INCORPORATE A PROGRAM OF BUSH CLEARANCE AND THINNING OF COMBUSTIBLE PLANT MATERIALS (OUTSIDE OF MANUF. SLOPES).

100' FUEL MODIFICATION ZONE (TYP.)
W/PERMANENT FMZ MARKERS @ 50' O.C.
SEE NOTES BELOW.

ZONE A - WET ZONE (TYP.)
MANUFACTURED SLOPE NOTES
100' FMZ SEE FMZ NOTES

ZONE B - THINNING ZONE (TYP.)
OPEN SPACE AREA WITHIN 100' FMZ
SEE FMZ NOTES

RESIDENCE IDENTIFICATION SIGN (ADDRESS) SHALL BE PLACED AT OR NEAR THE RIGHT OF WAY FOR LOTS 231, 203, 204, 349-351

TYPICAL PD-S-939 BOUNDARY

ALL INFRASTRUCTURE IMPROVEMENTS PER PD-S-915

ALL INFRASTRUCTURE IMPROVEMENTS PER PD-S-915

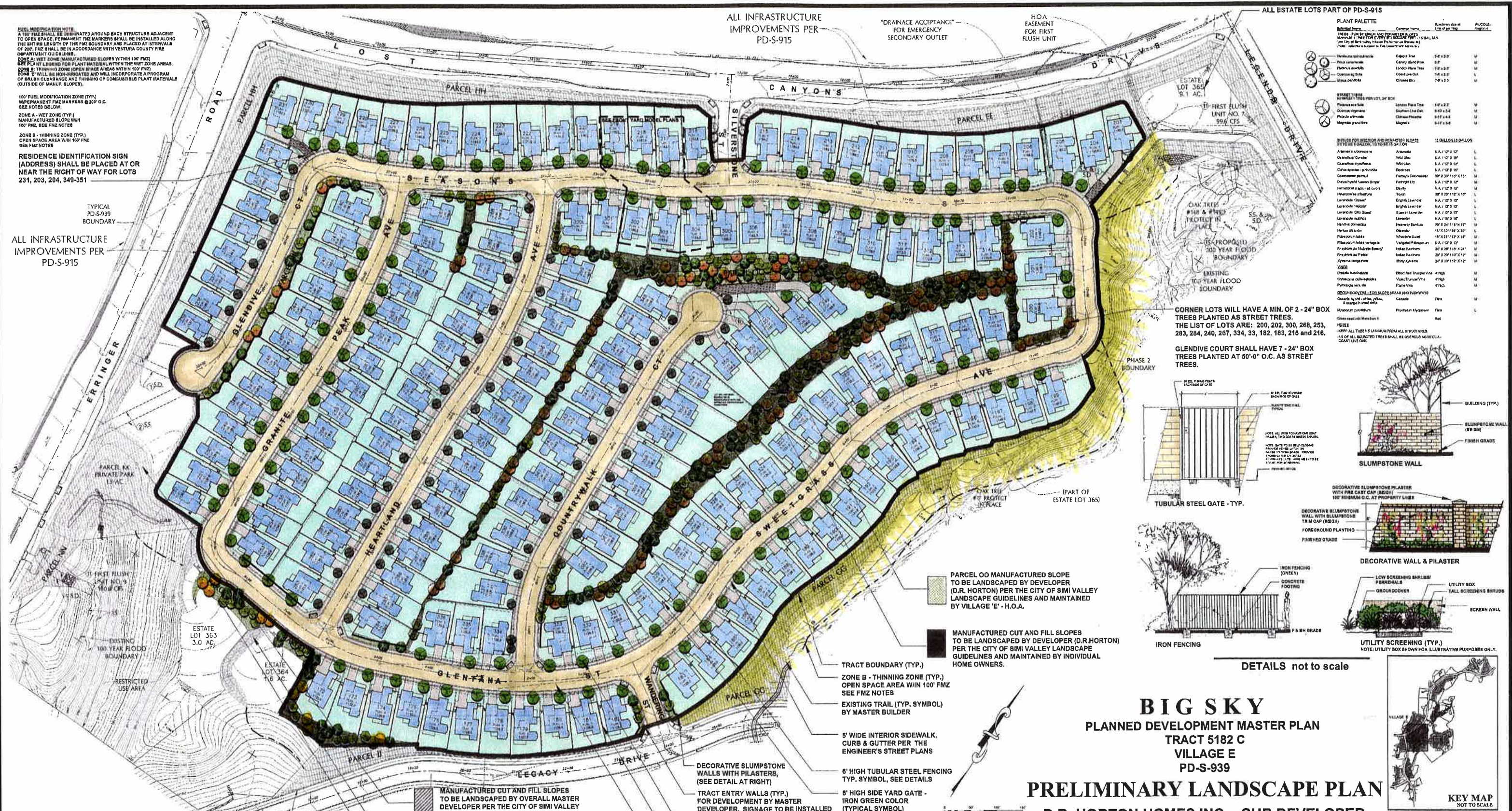
"DRAINAGE ACCEPTANCE" FOR EMERGENCY SECONDARY OUTLET

H.O.A. EASEMENT FOR FIRST FLUSH UNIT

ALL ESTATE LOTS PART OF PD-S-915

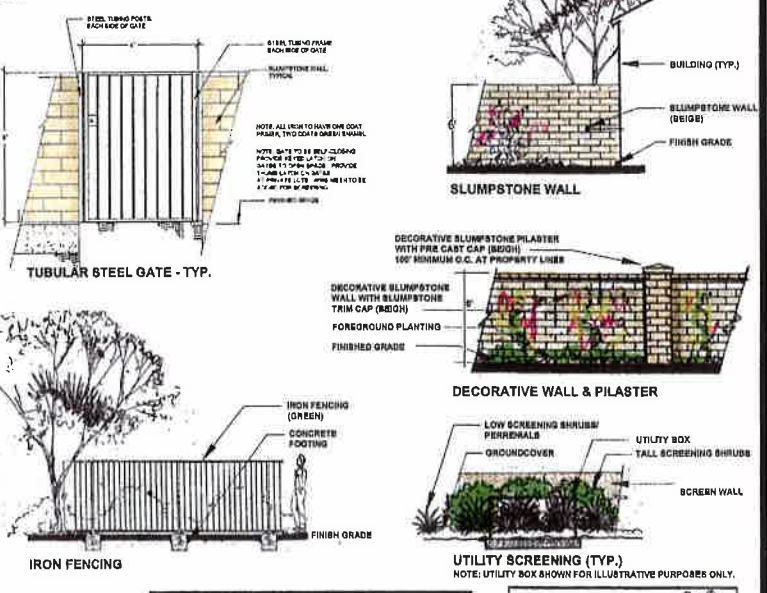
PLANT PALETTE

Species Name	Common Name	Reproductive at	WUCOLS Region
...



CORNER LOTS WILL HAVE A MIN. OF 2 - 24" BOX TREES PLANTED AS STREET TREES.
THE LIST OF LOTS ARE: 200, 202, 300, 286, 253, 283, 284, 240, 287, 334, 33, 182, 183, 216 and 216.

GLENDINE COURT SHALL HAVE 7 - 24" BOX TREES PLANTED AT 50'-0" O.C. AS STREET TREES.

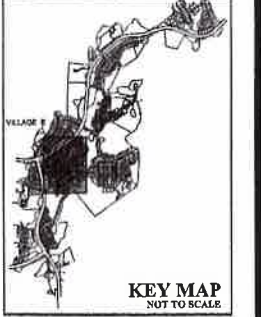


DETAILS not to scale

BIG SKY
PLANNED DEVELOPMENT MASTER PLAN
TRACT 5182 C
VILLAGE E
PD-S-939

PRELIMINARY LANDSCAPE PLAN

D.R. HORTON HOMES, INC. - SUB DEVELOPER
28009 SMYTH DRIVE, VALENCIA CA 91355
(661) 257-3399



KEY MAP
NOT TO SCALE

L. Newman Design Group, Inc.

DATE: 03/18/2024


- MANUFACTURED CUT AND FILL SLOPES TO BE LANDSCAPED BY OVERALL MASTER DEVELOPER PER THE CITY OF SIMI VALLEY LANDSCAPE GUIDELINES OR TRACT CONDITION (NOT A PART)
- MANUFACTURED CUT AND FILL SLOPES TO BE LANDSCAPED BY INDIVIDUAL ESTATE OR CUSTOM LOT OWNER PER THE CITY OF SIMI VALLEY LANDSCAPE GUIDELINES (NOT A PART)
- MANUFACTURED CUT AND FILL SLOPES TO BE LANDSCAPED BY OVERALL MASTER DEVELOPER PER THE CITY OF SIMI VALLEY LANDSCAPE GUIDELINES AND MAINTAINED BY VILLAGE 'E' - H.O.A.
- TRACT BOUNDARY (TYP.)
- ZONE B - THINNING ZONE (TYP.) OPEN SPACE AREA WITHIN 100' FMZ SEE FMZ NOTES
- EXISTING TRAIL (TYP. SYMBOL) BY MASTER BUILDER
- 5' WIDE INTERIOR SIDEWALK, CURB & GUTTER PER THE ENGINEER'S STREET PLANS
- 6' HIGH TUBULAR STEEL FENCING TYP. SYMBOL, SEE DETAILS
- 6' HIGH SIDE YARD GATE - IRON GREEN COLOR (TYPICAL SYMBOL)
- LINE OF SIGHT NOTE - ALL SLOPES, PLANTING AND WALL LAYOUTS SHALL NOT RESTRICT THE REQUIRED LINE OF SIGHT AT INTERSECTIONS
- WALL & FENCING NOTE - ALL PERIMETER WALLS AND FENCING ARE CONCEPTUAL PER THE PD MASTER PLAN AND PART OF PD-S-915
- DECORATIVE SLUMPSTONE WALLS WITH PILASTERS, (SEE DETAIL AT RIGHT)
- TRACT ENTRY WALLS (TYP.) FOR DEVELOPMENT BY MASTER DEVELOPER. SIGNAGE TO BE INSTALLED BY DEVELOPER (D.R. HORTON)
- LOT TREE (TYPICAL SYMBOL)
- 6' HIGH SLUMPSTONE WALL TYP. SYMBOL, SEE DETAIL THIS SHEET
- LINE OF SIGHT TYP. SYMBOL - SEE ENGINEERING PLAN

ALL INFRASTRUCTURE IMPROVEMENTS PER PD-S-915

City of Simi Valley
Environmental Services Department
April 23, 2003
Case No. PD-S-939
Exhibit C (Revised)
Colored

GENERAL NOTES:
 ALL PLANT SPECIES ARE DERIVED FROM THE SPECIFIC PLANT LIST.
 ANY SUBSTITUTES WITH PLANT MATERIAL SHALL BE DETERMINED DURING CONSTRUCTION DOCUMENTS AND MUST BE APPROVED BY THE CITY LANDSCAPE ARCHITECT.
 (IF APPLICABLE) REGRADING OF ANY SLOPE WITH A 2% SLOPE OR LESS IN HEIGHT SHALL BE DETERMINED DURING CONSTRUCTION DOCUMENTS AND COORDINATED WITH THE CIVIL ENGINEER WITH APPROVAL OF THE CITY LANDSCAPE ARCHITECT AND PUBLIC WORKS.
 IRRIGATION SYSTEM DESIGN CONCEPT:
 THE FOLLOWING WATER CONSERVATION PRINCIPLES WILL BE APPLIED TO THE OPERATION - LEAK DETECT:
 1. SPREADER HEAD LAYOUT SHALL BE DESIGNED TO AVOID 1" OR GREATER SPREADER COVERAGE WHICH PLACES THE MOST SENSITIVE HEAD IN THE CENTER. THIS PROVIDES THE BEST DISTRIBUTION CAPABILITY AS POSSIBLE.
 2. WATERSHED IRRIGATION RATE HEADS SHALL BE SIZED TO AVOID 1" OR GREATER SPREAD PATTERNS CAN BE USED. THIS WILL CREATE A WIDE LACK OF PRECIPITATION RATE AND BETTER DISTRIBUTION THROUGHOUT.
 3. IRRIGATION RATE HEADS SHALL BE SIZED TO AVOID 1" OR GREATER SPREAD PATTERNS.
 4. IRRIGATION RATE HEADS SHALL BE SIZED TO AVOID 1" OR GREATER SPREAD PATTERNS.
 5. IRRIGATION RATE HEADS SHALL BE SIZED TO AVOID 1" OR GREATER SPREAD PATTERNS.
 6. IRRIGATION RATE HEADS SHALL BE SIZED TO AVOID 1" OR GREATER SPREAD PATTERNS.
 7. IRRIGATION RATE HEADS SHALL BE SIZED TO AVOID 1" OR GREATER SPREAD PATTERNS.
 8. IRRIGATION RATE HEADS SHALL BE SIZED TO AVOID 1" OR GREATER SPREAD PATTERNS.
 9. IRRIGATION RATE HEADS SHALL BE SIZED TO AVOID 1" OR GREATER SPREAD PATTERNS.
 10. IRRIGATION RATE HEADS SHALL BE SIZED TO AVOID 1" OR GREATER SPREAD PATTERNS.
 11. IRRIGATION RATE HEADS SHALL BE SIZED TO AVOID 1" OR GREATER SPREAD PATTERNS.
 12. IRRIGATION RATE HEADS SHALL BE SIZED TO AVOID 1" OR GREATER SPREAD PATTERNS.
 13. IRRIGATION RATE HEADS SHALL BE SIZED TO AVOID 1" OR GREATER SPREAD PATTERNS.
 14. IRRIGATION RATE HEADS SHALL BE SIZED TO AVOID 1" OR GREATER SPREAD PATTERNS.
 15. IRRIGATION RATE HEADS SHALL BE SIZED TO AVOID 1" OR GREATER SPREAD PATTERNS.
 16. IRRIGATION RATE HEADS SHALL BE SIZED TO AVOID 1" OR GREATER SPREAD PATTERNS.
 17. IRRIGATION RATE HEADS SHALL BE SIZED TO AVOID 1" OR GREATER SPREAD PATTERNS.
 18. IRRIGATION RATE HEADS SHALL BE SIZED TO AVOID 1" OR GREATER SPREAD PATTERNS.
 19. IRRIGATION RATE HEADS SHALL BE SIZED TO AVOID 1" OR GREATER SPREAD PATTERNS.
 20. IRRIGATION RATE HEADS SHALL BE SIZED TO AVOID 1" OR GREATER SPREAD PATTERNS.
 21. IRRIGATION RATE HEADS SHALL BE SIZED TO AVOID 1" OR GREATER SPREAD PATTERNS.
 22. IRRIGATION RATE HEADS SHALL BE SIZED TO AVOID 1" OR GREATER SPREAD PATTERNS.
 23. IRRIGATION RATE HEADS SHALL BE SIZED TO AVOID 1" OR GREATER SPREAD PATTERNS.
 24. IRRIGATION RATE HEADS SHALL BE SIZED TO AVOID 1" OR GREATER SPREAD PATTERNS.
 25. IRRIGATION RATE HEADS SHALL BE SIZED TO AVOID 1" OR GREATER SPREAD PATTERNS.
 26. IRRIGATION RATE HEADS SHALL BE SIZED TO AVOID 1" OR GREATER SPREAD PATTERNS.
 27. IRRIGATION RATE HEADS SHALL BE SIZED TO AVOID 1" OR GREATER SPREAD PATTERNS.
 28. IRRIGATION RATE HEADS SHALL BE SIZED TO AVOID 1" OR GREATER SPREAD PATTERNS.
 29. IRRIGATION RATE HEADS SHALL BE SIZED TO AVOID 1" OR GREATER SPREAD PATTERNS.
 30. IRRIGATION RATE HEADS SHALL BE SIZED TO AVOID 1" OR GREATER SPREAD PATTERNS.
 31. IRRIGATION RATE HEADS SHALL BE SIZED TO AVOID 1" OR GREATER SPREAD PATTERNS.
 32. IRRIGATION RATE HEADS SHALL BE SIZED TO AVOID 1" OR GREATER SPREAD PATTERNS.
 33. IRRIGATION RATE HEADS SHALL BE SIZED TO AVOID 1" OR GREATER SPREAD PATTERNS.
 34. IRRIGATION RATE HEADS SHALL BE SIZED TO AVOID 1" OR GREATER SPREAD PATTERNS.
 35. IRRIGATION RATE HEADS SHALL BE SIZED TO AVOID 1" OR GREATER SPREAD PATTERNS.
 36. IRRIGATION RATE HEADS SHALL BE SIZED TO AVOID 1" OR GREATER SPREAD PATTERNS.
 37. IRRIGATION RATE HEADS SHALL BE SIZED TO AVOID 1" OR GREATER SPREAD PATTERNS.
 38. IRRIGATION RATE HEADS SHALL BE SIZED TO AVOID 1" OR GREATER SPREAD PATTERNS.
 39. IRRIGATION RATE HEADS SHALL BE SIZED TO AVOID 1" OR GREATER SPREAD PATTERNS.
 40. IRRIGATION RATE HEADS SHALL BE SIZED TO AVOID 1" OR GREATER SPREAD PATTERNS.
 41. IRRIGATION RATE HEADS SHALL BE SIZED TO AVOID 1" OR GREATER SPREAD PATTERNS.
 42. IRRIGATION RATE HEADS SHALL BE SIZED TO AVOID 1" OR GREATER SPREAD PATTERNS.
 43. IRRIGATION RATE HEADS SHALL BE SIZED TO AVOID 1" OR GREATER SPREAD PATTERNS.
 44. IRRIGATION RATE HEADS SHALL BE SIZED TO AVOID 1" OR GREATER SPREAD PATTERNS.
 45. IRRIGATION RATE HEADS SHALL BE SIZED TO AVOID 1" OR GREATER SPREAD PATTERNS.
 46. IRRIGATION RATE HEADS SHALL BE SIZED TO AVOID 1" OR GREATER SPREAD PATTERNS.
 47. IRRIGATION RATE HEADS SHALL BE SIZED TO AVOID 1" OR GREATER SPREAD PATTERNS.
 48. IRRIGATION RATE HEADS SHALL BE SIZED TO AVOID 1" OR GREATER SPREAD PATTERNS.
 49. IRRIGATION RATE HEADS SHALL BE SIZED TO AVOID 1" OR GREATER SPREAD PATTERNS.
 50. IRRIGATION RATE HEADS SHALL BE SIZED TO AVOID 1" OR GREATER SPREAD PATTERNS.
 51. IRRIGATION RATE HEADS SHALL BE SIZED TO AVOID 1" OR GREATER SPREAD PATTERNS.
 52. IRRIGATION RATE HEADS SHALL BE SIZED TO AVOID 1" OR GREATER SPREAD PATTERNS.
 53. IRRIGATION RATE HEADS SHALL BE SIZED TO AVOID 1" OR GREATER SPREAD PATTERNS.
 54. IRRIGATION RATE HEADS SHALL BE SIZED TO AVOID 1" OR GREATER SPREAD PATTERNS.
 55. IRRIGATION RATE HEADS SHALL BE SIZED TO AVOID 1" OR GREATER SPREAD PATTERNS.
 56. IRRIGATION RATE HEADS SHALL BE SIZED TO AVOID 1" OR GREATER SPREAD PATTERNS.
 57. IRRIGATION RATE HEADS SHALL BE SIZED TO AVOID 1" OR GREATER SPREAD PATTERNS.
 58. IRRIGATION RATE HEADS SHALL BE SIZED TO AVOID 1" OR GREATER SPREAD PATTERNS.
 59. IRRIGATION RATE HEADS SHALL BE SIZED TO AVOID 1" OR GREATER SPREAD PATTERNS.
 60. IRRIGATION RATE HEADS SHALL BE SIZED TO AVOID 1" OR GREATER SPREAD PATTERNS.
 61. IRRIGATION RATE HEADS SHALL BE SIZED TO AVOID 1" OR GREATER SPREAD PATTERNS.
 62. IRRIGATION RATE HEADS SHALL BE SIZED TO AVOID 1" OR GREATER SPREAD PATTERNS.
 63. IRRIGATION RATE HEADS SHALL BE SIZED TO AVOID 1" OR GREATER SPREAD PATTERNS.
 64. IRRIGATION RATE HEADS SHALL BE SIZED TO AVOID 1" OR GREATER SPREAD PATTERNS.
 65. IRRIGATION RATE HEADS SHALL BE SIZED TO AVOID 1" OR GREATER SPREAD PATTERNS.
 66. IRRIGATION RATE HEADS SHALL BE SIZED TO AVOID 1" OR GREATER SPREAD PATTERNS.
 67. IRRIGATION RATE HEADS SHALL BE SIZED TO AVOID 1" OR GREATER SPREAD PATTERNS.
 68. IRRIGATION RATE HEADS SHALL BE SIZED TO AVOID 1" OR GREATER SPREAD PATTERNS.
 69. IRRIGATION RATE HEADS SHALL BE SIZED TO AVOID 1" OR GREATER SPREAD PATTERNS.
 70. IRRIGATION RATE HEADS SHALL BE SIZED TO AVOID 1" OR GREATER SPREAD PATTERNS.
 71. IRRIGATION RATE HEADS SHALL BE SIZED TO AVOID 1" OR GREATER SPREAD PATTERNS.
 72. IRRIGATION RATE HEADS SHALL BE SIZED TO AVOID 1" OR GREATER SPREAD PATTERNS.
 73. IRRIGATION RATE HEADS SHALL BE SIZED TO AVOID 1" OR GREATER SPREAD PATTERNS.
 74. IRRIGATION RATE HEADS SHALL BE SIZED TO AVOID 1" OR GREATER SPREAD PATTERNS.
 75. IRRIGATION RATE HEADS SHALL BE SIZED TO AVOID 1" OR GREATER SPREAD PATTERNS.
 76. IRRIGATION RATE HEADS SHALL BE SIZED TO AVOID 1" OR GREATER SPREAD PATTERNS.
 77. IRRIGATION RATE HEADS SHALL BE SIZED TO AVOID 1" OR GREATER SPREAD PATTERNS.
 78. IRRIGATION RATE HEADS SHALL BE SIZED TO AVOID 1" OR GREATER SPREAD PATTERNS.
 79. IRRIGATION RATE HEADS SHALL BE SIZED TO AVOID 1" OR GREATER SPREAD PATTERNS.
 80. IRRIGATION RATE HEADS SHALL BE SIZED TO AVOID 1" OR GREATER SPREAD PATTERNS.
 81. IRRIGATION RATE HEADS SHALL BE SIZED TO AVOID 1" OR GREATER SPREAD PATTERNS.
 82. IRRIGATION RATE HEADS SHALL BE SIZED TO AVOID 1" OR GREATER SPREAD PATTERNS.
 83. IRRIGATION RATE HEADS SHALL BE SIZED TO AVOID 1" OR GREATER SPREAD PATTERNS.
 84. IRRIGATION RATE HEADS SHALL BE SIZED TO AVOID 1" OR GREATER SPREAD PATTERNS.
 85. IRRIGATION RATE HEADS SHALL BE SIZED TO AVOID 1" OR GREATER SPREAD PATTERNS.
 86. IRRIGATION RATE HEADS SHALL BE SIZED TO AVOID 1" OR GREATER SPREAD PATTERNS.
 87. IRRIGATION RATE HEADS SHALL BE SIZED TO AVOID 1" OR GREATER SPREAD PATTERNS.
 88. IRRIGATION RATE HEADS SHALL BE SIZED TO AVOID 1" OR GREATER SPREAD PATTERNS.
 89. IRRIGATION RATE HEADS SHALL BE SIZED TO AVOID 1" OR GREATER SPREAD PATTERNS.
 90. IRRIGATION RATE HEADS SHALL BE SIZED TO AVOID 1" OR GREATER SPREAD PATTERNS.
 91. IRRIGATION RATE HEADS SHALL BE SIZED TO AVOID 1" OR GREATER SPREAD PATTERNS.
 92. IRRIGATION RATE HEADS SHALL BE SIZED TO AVOID 1" OR GREATER SPREAD PATTERNS.
 93. IRRIGATION RATE HEADS SHALL BE SIZED TO AVOID 1" OR GREATER SPREAD PATTERNS.
 94. IRRIGATION RATE HEADS SHALL BE SIZED TO AVOID 1" OR GREATER SPREAD PATTERNS.
 95. IRRIGATION RATE HEADS SHALL BE SIZED TO AVOID 1" OR GREATER SPREAD PATTERNS.
 96. IRRIGATION RATE HEADS SHALL BE SIZED TO AVOID 1" OR GREATER SPREAD PATTERNS.
 97. IRRIGATION RATE HEADS SHALL BE SIZED TO AVOID 1" OR GREATER SPREAD PATTERNS.
 98. IRRIGATION RATE HEADS SHALL BE SIZED TO AVOID 1" OR GREATER SPREAD PATTERNS.
 99. IRRIGATION RATE HEADS SHALL BE SIZED TO AVOID 1" OR GREATER SPREAD PATTERNS.
 100. IRRIGATION RATE HEADS SHALL BE SIZED TO AVOID 1" OR GREATER SPREAD PATTERNS.

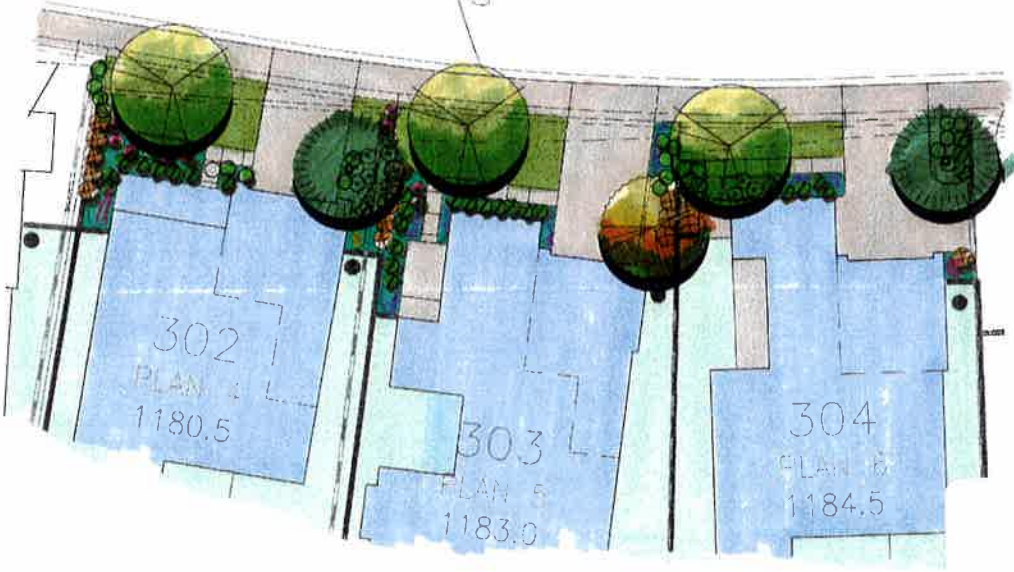
- LOT 219
 PLANT SPECIES AND QUANTITIES**
- SHRUBS (ONE SHRUB FOR EVERY 25 S.F. PER THE CITY LANDSCAPE GUIDELINES)**
- 3'0" XYLONIA
 - 13 RHAPHIDOLEPIS INDICA 'BALLERINA'
 - 3'0" DWARF INDIAN HAWTHORN
 - 11 HEMEROCALLIS HYBRIDS
 - 1'0" DAY LILY
 - 11 PITISPOPIUM TORBIA 'WHEELER'S DWARF'
 - 3'0" DWARF TOBIKA
- STREET TREE (PER THE CITY LANDSCAPE GUIDELINES)**
- 11 PLATANUS ACERIFOLIA
 - 24" BOX LONDON PLANE SYCAMORE
- LOT TREE (PER THE CITY LANDSCAPE GUIDELINES)**
- 11 MAGNOLIA GRANDIFLORA
 - 24" BOX MAJESTIC BEAUTY
- TURF/GROUND COVER**
- 300' MARATHON TURF
 - 16" O.C. FRAGARIA CHILOENSIS ORNAMENTAL STRAWBERRY



- LOT 218
 PLANT SPECIES AND QUANTITIES**
- SHRUBS (ONE SHRUB FOR EVERY 25 S.F. PER THE CITY LANDSCAPE GUIDELINES)**
- 3'0" XYLONIA
 - 13 RHAPHIDOLEPIS INDICA 'BALLERINA'
 - 3'0" DWARF INDIAN HAWTHORN
 - 11 HEMEROCALLIS HYBRIDS
 - 1'0" DAY LILY
 - 11 LAVANDULA ANGSTIFOLIA 'MARTHA RODGERICK'
 - 3'0" LAVENDER
- STREET TREE (PER THE CITY LANDSCAPE GUIDELINES)**
- 11 PLATANUS ACERIFOLIA
 - 24" BOX LONDON PLANE SYCAMORE
- LOT TREE (PER THE CITY LANDSCAPE GUIDELINES)**
- 11 MELALEUCA QUINQUINERVA
 - 24" BOX CAJUPUT TREE
- TURF/GROUND COVER**
- 300' MARATHON TURF
 - 16" O.C. FRAGARIA CHILOENSIS ORNAMENTAL STRAWBERRY

- LOT 217
 PLANT SPECIES AND QUANTITIES**
- SHRUBS (ONE SHRUB FOR EVERY 25 S.F. PER THE CITY LANDSCAPE GUIDELINES)**
- 3'0" XYLONIA
 - 11 HEMEROCALLIS HYBRIDS
 - 1'0" DAY LILY
 - 11 LAVANDULA ANGSTIFOLIA 'MARTHA RODGERICK'
 - 3'0" LAVENDER
- STREET TREE (PER THE CITY LANDSCAPE GUIDELINES)**
- 11 PLATANUS ACERIFOLIA
 - 24" BOX LONDON PLANE SYCAMORE
- LOT TREE (PER THE CITY LANDSCAPE GUIDELINES)**
- 11 MAGNOLIA GRANDIFLORA
 - 24" BOX MAJESTIC BEAUTY
- TURF/GROUND COVER**
- 300' MARATHON TURF
 - 16" O.C. FRAGARIA CHILOENSIS ORNAMENTAL STRAWBERRY

- LOT 302
 PLANT SPECIES AND QUANTITIES**
- SHRUBS (ONE SHRUB FOR EVERY 25 S.F. PER THE CITY LANDSCAPE GUIDELINES)**
- 3'0" XYLONIA
 - 13 RHAPHIDOLEPIS INDICA 'BALLERINA'
 - 3'0" DWARF INDIAN HAWTHORN
 - 11 HEMEROCALLIS HYBRIDS
 - 1'0" DAY LILY
 - 11 LAVANDULA ANGSTIFOLIA 'MARTHA RODGERICK'
 - 3'0" LAVENDER
- STREET TREE (PER THE CITY LANDSCAPE GUIDELINES)**
- 11 PLATANUS ACERIFOLIA
 - 24" BOX LONDON PLANE SYCAMORE
- LOT TREE (PER THE CITY LANDSCAPE GUIDELINES)**
- 11 MELALEUCA QUINQUINERVA
 - 24" BOX CAJUPUT TREE
- TURF/GROUND COVER**
- 300' MARATHON TURF
 - 16" O.C. FRAGARIA CHILOENSIS ORNAMENTAL STRAWBERRY



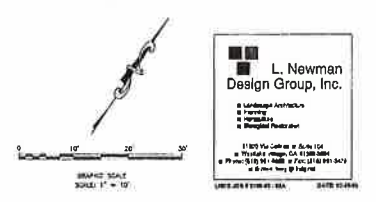
- LOT 304
 PLANT SPECIES AND QUANTITIES**
- SHRUBS (ONE SHRUB FOR EVERY 25 S.F. PER THE CITY LANDSCAPE GUIDELINES)**
- 3'0" XYLONIA
 - 13 RHAPHIDOLEPIS INDICA 'BALLERINA'
 - 3'0" DWARF INDIAN HAWTHORN
 - 11 HEMEROCALLIS HYBRIDS
 - 1'0" DAY LILY
 - 11 LAVANDULA ANGSTIFOLIA 'MARTHA RODGERICK'
 - 3'0" LAVENDER
- STREET TREE (PER THE CITY LANDSCAPE GUIDELINES)**
- 11 PLATANUS ACERIFOLIA
 - 24" BOX LONDON PLANE SYCAMORE
- LOT TREE (PER THE CITY LANDSCAPE GUIDELINES)**
- 11 MELALEUCA QUINQUINERVA
 - 24" BOX CAJUPUT TREE
- TURF/GROUND COVER**
- 300' MARATHON TURF
 - 16" O.C. FRAGARIA CHILOENSIS ORNAMENTAL STRAWBERRY

- LOT 303
 PLANT SPECIES AND QUANTITIES**
- SHRUBS (ONE SHRUB FOR EVERY 25 S.F. PER THE CITY LANDSCAPE GUIDELINES)**
- 3'0" XYLONIA
 - 13 RHAPHIDOLEPIS INDICA 'BALLERINA'
 - 3'0" DWARF INDIAN HAWTHORN
 - 11 HEMEROCALLIS HYBRIDS
 - 1'0" DAY LILY
 - 11 PITISPOPIUM TORBIA 'WHEELER'S DWARF'
 - 3'0" DWARF TOBIKA
- STREET TREE (PER THE CITY LANDSCAPE GUIDELINES)**
- 11 PLATANUS ACERIFOLIA
 - 24" BOX LONDON PLANE SYCAMORE
- LOT TREE (PER THE CITY LANDSCAPE GUIDELINES)**
- 11 MAGNOLIA GRANDIFLORA
 - 24" BOX MAJESTIC BEAUTY
- TURF/GROUND COVER**
- 300' MARATHON TURF
 - 16" O.C. FRAGARIA CHILOENSIS ORNAMENTAL STRAWBERRY

D.R. HORTON HOMES, INC. - SUB DEVELOPER
 28009 SMYTH DRIVE, VALENCIA CA 91355
 (661) 257-3399

**BIG SKY
 TYPICAL FRONTYARDS
 PRELIMINARY LANDSCAPE PLAN**
 TRACT 5182 C
 VILLAGE E
 PD-S-839

City of Simi Valley
 Environmental Services Department
 April 23, 2003
 Case No. PD-S-939
 Exhibit C-1 (Revised)
 Colored



L. Newman
 Design Group, Inc.
 17101 Van Cattenburg Dr., Suite 100
 Van Nuys, CA 91411
 Phone: (818) 781-1111
 Fax: (818) 781-1112
 www.lnewman.com

PLANT PALETTE

Plant Name	Common Name	Specimen size at time of planting	WUCOLS - Page #
Malvaceae (Cottonwood)	California Poplar	7.6' x 3.7"	M
Pinus (Pine)	Conroy Island Pine	6.7'	M
Platanus (Sycamore)	London Plane Tree	7.6' x 3.7"	M
Quercus (Oak)	Coast Live Oak	7.6' x 3.7"	L
Ulmus (Elm)	Chinese Elm	7.6' x 3.7"	M
WUCOLS 100' FMZ SPECIES			
Platanus (Sycamore)	London Plane Tree	7.6' x 3.7"	M
Quercus (Oak)	Southern Live Oak	8.1' x 3.4"	M
Platanus (Sycamore)	Chinese Poplar	8.1' x 4.0"	M
Magnolia (Magnolia)	Magnolia	8.1' x 3.4"	M
PLANTS FOR INTERIOR AND PERIMETER BLOSSOM			
SEE LIST OF PLANTS TO BE PROVIDED TO THE DEVELOPER			
Adiantum (Fern)	Adiantum	N.A. / 12" X 12"	L
Clematis (Clematis)	Wine Clematis	N.A. / 12" X 12"	L
Delonix (Palm)	Wax Palm	N.A. / 12" X 12"	L
Datura (Nightshade)	Datura	N.A. / 12" X 12"	M
Colocasia (Canna)	Flamingo Canna	30" X 30" / 18" X 18"	M
Delonix (Palm)	Flamingo Palm	N.A. / 12" X 12"	M
Hemerocallis (Daylily)	Daylily	N.A. / 12" X 12"	M
Hydrangea (Hydrangea)	Hydrangea	20" X 20" / 12" X 12"	L
Impatiens (Impatiens)	Impatiens	N.A. / 12" X 12"	L
Liriodendron (Tulip Tree)	English Tulip	N.A. / 12" X 12"	L
Larix (Fir)	Spanish Fir	N.A. / 12" X 12"	L
Larix (Fir)	Larix	N.A. / 12" X 12"	L
Hardy Geranium	Hardy Geranium	20" X 20" / 12" X 12"	M
Hebe (Hebe)	Hebe	18" X 20" / 18" X 20"	L
Phlox (Phlox)	Variegated Phlox	N.A. / 12" X 12"	M
Rhododendron (Rhododendron)	Indian Rhododendron	34" X 28" / 18" X 24"	M
Rhododendron (Rhododendron)	Indian Rhododendron	20" X 20" / 12" X 12"	M
Syringa (Lilac)	Bluish Lilac	24" X 30" / 12" X 12"	M
VEGETATION			
Dalmanella (Moss)	Bluff Moss	4" High	M
Cyrtandra (Cyrtandra)	White Moss	4" High	M
Pyrola (Pyrola)	Pyrola	4" High	M
OTHER PLANTS TO BE PROVIDED TO THE DEVELOPER			
Quercus (Oak)	Quercus	File	M
Myrtus (Myrtle)	Prostrata Myrtle	File	L
Olea (Olive)	Olea	File	L
NOTES			
DEEP ALL TREES & SHRUBS FROM ALL STRUCTURES			
1/2 OF ALL SELECTED TREES SHALL BE QUERCUS AGRIFOLIA - COAST LIVE OAK			

RESIDENCE IDENTIFICATION SIGN (ADDRESS) SHALL BE PLACED AT OR NEAR THE RIGHT OF WAY FOR LOTS 378 AND 395

TRACT BOUNDARY (TYP.)

EXISTING TRAIL (TYP. SYMBOL) BY MASTER BUILDER

ZONE B - THINNING ZONE (TYP.) OPEN SPACE AREA WITH 100' FMZ SEE FMZ NOTES

RETAINING WALL (TYP.) SEE ENGINEER'S PLANS

6' HIGH TUBULAR STEEL FENCING TYP. SYMBOL, SEE DETAILS

MANUFACTURED CUT AND FILL SLOPES TO BE LANDSCAPED BY DEVELOPER (D.R. HORTON) PER THE CITY OF SIMI VALLEY LANDSCAPE GUIDELINES OR TRACT CONDITIONS AND MAINTAINED BY INDIVIDUAL HOME OWNERS.

PARCEL OO MANUFACTURED SLOPE TO BE LANDSCAPED BY DEVELOPER (D.R. HORTON) PER THE CITY OF SIMI VALLEY LANDSCAPE GUIDELINES AND MAINTAINED BY VILLAGE 'E' - H.O.A.

MANUFACTURED CUT AND FILL SLOPES TO BE LANDSCAPED BY INDIVIDUAL ESTATE OR CUSTOM LOT OWNER PER THE CITY OF SIMI VALLEY LANDSCAPE GUIDELINES (NOT A PART)

FUEL MODIFICATION NOTE:
A 100' FMZ SHALL BE DESIGNATED AROUND EACH STRUCTURE ADJACENT TO OPEN SPACE. PERMANENT FMZ MARKERS SHALL BE INSTALLED ALONG THE ENTIRE LENGTH OF THE FMZ BOUNDARY AND PLACED AT INTERVALS OF 20'. FMZ SHALL BE IN ACCORDANCE WITH VENTURA COUNTY FIRE DEPARTMENT GUIDELINES.
ZONE A - WET ZONE (MANUFACTURED SLOPES WITHIN 100' FMZ) SEE PLANT LEGEND FOR PLANT MATERIAL WITHIN THE WET ZONE AREAS.
ZONE B - THINNING ZONE (OPEN SPACE AREAS WITHIN 100' FMZ)
ZONE 'B' WILL BE NON-IRRIGATED AND WILL INCORPORATE A PROGRAM OF BRUSH CLEARANCE AND THINNING OF COMBUSTIBLE PLANT MATERIALS (OUTSIDE OF MANUF. SLOPES).

100' FUEL MODIFICATION ZONE (TYP.)
W/PERMANENT FMZ MARKERS @ 20' O.C. SEE NOTES BELOW.
ZONE A - WET ZONE (TYP.)
MANUFACTURED SLOPE WITH 100' FMZ. SEE FMZ NOTES

LINE OF SIGHT NOTE
ALL SLOPES, PLANTING AND WALL LAYOUTS SHALL NOT RESTRICT THE REQUIRED LINE OF SIGHT AT INTERSECTIONS

NOTE
ALL ESTATE LOTS, WATER PUMP AND BOOSTER PUMP STATIONS ARE A PART OF PD-S-915

WALL & FENCING NOTE
ALL PERIMETER WALLS AND FENCING ARE CONCEPTUAL PER THE PD MASTER PLAN AND PART OF PD-S-915



ALL INFRASTRUCTURE IMPROVEMENTS PER PD-S-915

DECORATIVE SLUMPSTONE WALL WITH PILASTERS PER MASTER DEVELOPER - PD-S-915

LOT TREE (TYPICAL SYMBOL)

6' HIGH SIDE YARD GATE - TUBULAR STEEL GREEN COLOR (TYPICAL SYMBOL)

6' HIGH SLUMPSTONE WALL TYP. SYMBOL, SEE DETAIL THIS SHEET

5' WIDE INTERIOR SIDEWALK, CURB & GUTTER PER THE ENGINEER'S STREET PLANS

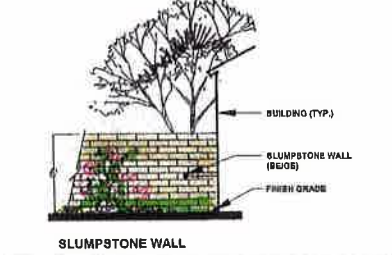
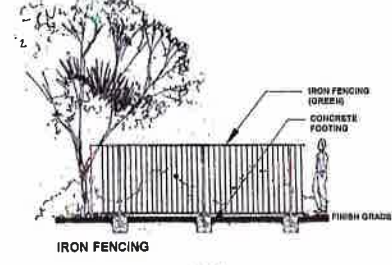
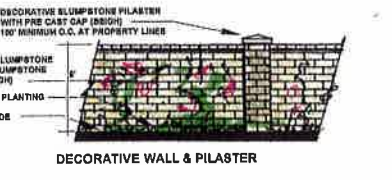
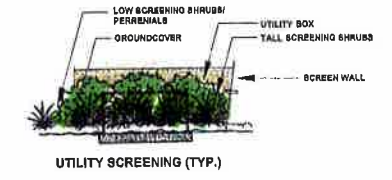
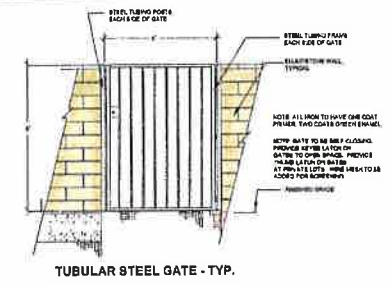
MANUFACTURED CUT AND FILL SLOPES TO BE LANDSCAPED BY OVERALL MASTER DEVELOPER PER THE CITY OF SIMI VALLEY LANDSCAPE GUIDELINES OR TRACT CONDITIONS (NOT A PART - SEE PD-S-915)

PERIMETER PARKWAYS AND MEDIANS TO BE LANDSCAPED BY OVERALL MASTER DEVELOPER PER THE CITY OF SIMI VALLEY LANDSCAPE GUIDELINES OR TRACT CONDITIONS (NOT A PART)

TRACT ENTRY WALLS (TYP.) FOR DEVELOPMENT BY MASTER DEVELOPER. SIGNAGE TO BE INSTALLED BY DEVELOPER (D.R. HORTON)

LINE OF SIGHT TYP. SYMBOL - SEE ENGINEERING PLANS

CORNER LOTS WILL HAVE A MIN. OF 2 - 24" BOX TREES PLANTED AS STREET TREES. THE LIST OF LOTS ARE: 386, 387, 387 and 402

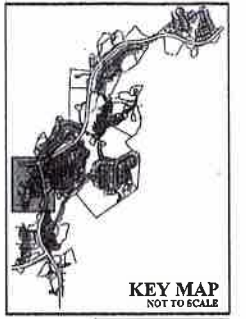


DETAILS not to scale

BIG SKY
PLANNED DEVELOPMENT MASTER PLAN
TRACT 5182 C
VILLAGE G
PD-S-940

PRELIMINARY LANDSCAPE PLAN
D.R. HORTON HOMES, INC. - SUB DEVELOPER

28009 SMYTH DRIVE, VALENCIA CA 91355
(661) 257-3399



L. Newman Design Group, Inc.

City of Simi Valley
Environmental Services Department
April 23, 2003
Case No. PD-S-940
Exhibit C (Revised)
Colored

**LOT 398
PLANT SPECIES AND QUANTITIES**

SHRUBS (ONE SHRUB FOR EVERY 25 S.F. PER THE CITY LANDSCAPE GUIDELINES)

- 4' XYLONIA CONGESTUM
- 1' XYLONIA
- 1' BOUTANOPHORA HYBRIDA/NOCTES BICOLOR
- 1' GAY LILY AND FORTNIGHT LILY
- 1' PITTOSPORUM TORBIA
- 1' WHEELER'S DWARF
- 1' RHAPHIDOLEPIS INDICA
- 1' 'PUDGE'
- 1' LAVANDULA ANGUSTIFOLIA 'MARTHA RODERICK'
- 1' LAVANDULA

STREET TREE (PER THE CITY LANDSCAPE GUIDELINES)

- 1' ULMUS PARVIFOLIA
- 24" BOX CHINESE ELM

LOT TREE (PER THE CITY LANDSCAPE GUIDELINES)

- 1' QUERCUS AGROFOLIA
- 24" BOX COAST LIVE OAK

TURF/GROUNDCOVER

- 800' MARATHON TURF
- 16' GAZANIA HYBRID - MIXED COLOR
- 16' GAZANIA
- 16' MYOPORIUM PARVIFOLIUM
- 16' PROSTRATUM MYOPORIUM

**LOT 397
PLANT SPECIES AND QUANTITIES**

SHRUBS (ONE SHRUB FOR EVERY 25 S.F. PER THE CITY LANDSCAPE GUIDELINES)

- 4' XYLONIA CONGESTUM
- 1' XYLONIA
- 1' BOUTANOPHORA HYBRIDA/NOCTES BICOLOR
- 1' GAY LILY AND FORTNIGHT LILY
- 1' PITTOSPORUM TORBIA
- 1' WHEELER'S DWARF
- 1' RHAPHIDOLEPIS INDICA
- 1' 'PUDGE'
- 1' LAVANDULA ANGUSTIFOLIA 'MARTHA RODERICK'
- 1' LAVANDULA

STREET TREE (PER THE CITY LANDSCAPE GUIDELINES)

- 1' ULMUS PARVIFOLIA
- 24" BOX CHINESE ELM

LOT TREE (PER THE CITY LANDSCAPE GUIDELINES)

- 1' PINUS CANARIENSIS
- 24" BOX CANARY ISLAND PINE

TURF/GROUNDCOVER

- 800' MARATHON TURF
- 16' GAZANIA HYBRID - MIXED COLOR
- 16' GAZANIA
- 16' MYOPORIUM PARVIFOLIUM
- 16' PROSTRATUM MYOPORIUM

**LOT 399
PLANT SPECIES AND QUANTITIES**

SHRUBS (ONE SHRUB FOR EVERY 25 S.F. PER THE CITY LANDSCAPE GUIDELINES)

- 4' XYLONIA CONGESTUM
- 1' XYLONIA
- 1' BOUTANOPHORA HYBRIDA/NOCTES BICOLOR
- 1' GAY LILY AND FORTNIGHT LILY
- 1' PITTOSPORUM TORBIA
- 1' WHEELER'S DWARF
- 1' RHAPHIDOLEPIS INDICA
- 1' 'PUDGE'
- 1' LAVANDULA ANGUSTIFOLIA 'MARTHA RODERICK'
- 1' LAVANDULA

STREET TREE (PER THE CITY LANDSCAPE GUIDELINES)

- 1' ULMUS PARVIFOLIA
- 24" BOX CHINESE ELM

LOT TREE (PER THE CITY LANDSCAPE GUIDELINES)

- 1' PINUS CANARIENSIS
- 24" BOX CANARY ISLAND PINE

TURF/GROUNDCOVER

- 800' MARATHON TURF
- 16' GAZANIA HYBRID - MIXED COLOR
- 16' GAZANIA
- 16' MYOPORIUM PARVIFOLIUM
- 16' PROSTRATUM MYOPORIUM



GENERAL NOTES:

ALL PLANT SPECIES ARE DERIVED FROM THE SPECIFIC PLAN PLANT LIST

ANY SUBSTITUTES WITH PLANT MATERIAL SHALL BE DETERMINED DURING CONSTRUCTION DOCUMENTS AND MUST BE APPROVED BY THE CITY LANDSCAPE ARCHITECT.

IF APPLICABLE, REMEDIATION OF ANY SLOPE WITH A 2:1 SLOPE OR LESS IN HEIGHT SHALL BE OBSERVED DURING CONSTRUCTION DOCUMENTS AND COORDINATED WITH THE CIVIL ENGINEER WITH APPROVAL OF THE CITY LANDSCAPE ARCHITECT AND PUBLIC WORKS.

IRRIGATION SYSTEM DESIGN CONCEPT:

THE FOLLOWING WATER CONSERVATION MEASURES SHALL BE APPLIED TO THE CONSTRUCTION - LEVEL DESIGN IRRIGATION PUMP LAYOUT SHALL BE "HEAD TO HEAD" SO THAT EACH SPRAWLER'S COVERAGE REINGS REACHES THE NEXT SPRAWLER HEAD IN THE SYSTEM, THEREBY PROVIDING THE BEST DISTRIBUTION UNIFORMITY AS FEASIBLE.

WATER PRECIPITATION RATE ADJUSTERS SHALL BE UTILIZED SO THAT VARYING SPRAY PATTERNS CAN BE FINED TUNED TO MATCH A SPECIFIC PRECIPITATION RATE AND BETTER DISTRIBUTION THROUGHOUT THE ZONE.

LOW PRECIPITATION RATE HEADS SHALL BE UTILIZED TO REDUCE THE HEIGHT OF FLOW.

IRRIGATION STATIONS SHALL BE SEPARATED TO CONSERVE WATER AS FOLLOWS:

1. 1/4" AND 3/8" SPRINKLER SHALL BE SEPARATED.
2. 1/2" AND 3/4" SHALL BE SEPARATED FROM 1/4" AND 3/8" SPRINKLER.
3. AND 1/2" SHALL BE SEPARATED FROM 3/4" SPRINKLER.
4. SEPARATION OF VHS SHALL BE TAKEN TO CREATE EFFECTIVE HEAD COVERAGE.
5. PORTAGE SERVICE WATER SHALL BE USED FOR PRIVATE / DOMESTIC USE.

HEADS TO RECEIVE WATERS PRECIPITATION RATE FOR IRRIGATION AREAS SHOULD BE AS FOLLOWS:

1. 1/4" SPRINKLER SHALL USE ROTARY TYPE HEADS WITH LOW GALLONAGE AND MATCHES PRECIPITATION RATE HEADS.
2. PLANTED AREAS WITH SPRAY TYPE HEADS FOR TREES, SHRUBS, AND GRASS COVER SHALL USE MATCHES PRECIPITATION RATE PORTAGE COMPENSATION HEADS.
3. THROUGHOUT DESIGNER THESE PLAYS AS MENTION TO DATE SHALL USE WHEELS AND MATCH PRECIPITATION RATE HEADS.

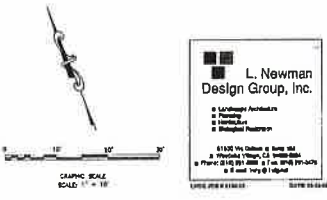
THE PLANTING DESIGN FOR THE PROJECT SHALL CONSIDER THE GROUPING OF PLANTS INTO PLANT COMMUNITIES BASED UPON WATER FOOTPRINT, I.E., DROUGHT TOLERANT, FRESH CLIMATED AND WATERLOGGED SUBSTRATES BY GROUPING PLANTS IN HORIZONTAL, ALL PLANTS WITHIN THE ZONE CAN RECEIVE ON A NORMAL AMOUNT OF WATER.

ALL SYSTEMS SHALL HAVE MAIN SHUT OFF VALVES, WHERE FEASIBLE, SOLE CONTROL VALVES SHALL BE UTILIZED. PRINCIPLES OF ZONE TO ZONE IRRIGATION SHALL BE USED ON ALL ZONE AREAS IF FEASIBLE.

D.R. HORTON HOMES, INC. - SUB DEVELOPER
26009 SMYTH DRIVE, VALENCIA CA 91355
(801) 257-3399

**BIG SKY
TYPICAL FRONTYARDS
PRELIMINARY LANDSCAPE PLAN**
TRACT 5182 C
VILLAGE G
PD-S-840

City of Simi Valley
Environmental Services Department
April 23, 2003
Case No. PD-S-940
Exhibit C-1 (Revised)
Colored



**L. Newman
Design Group, Inc.**
Landscape Architects
Planners
Interior Designers
6100 Via Obispo, Suite 100
Simi Valley, CA 91355
Phone: (805) 881-1111
Fax: (805) 881-1111
www.lndesign.com

PLANT PALETTE

Botanical Name	Common Name	Specimen size at time of planting	MISCLES - Region 4
Malva parviflora	Coconut Tree	7.0' x 2.5'	M
Pinus ponderosa	Coconut Palm Tree	9.0'	M
Pinus torreyana	Coconut Palm Tree	7.0' x 2.0'	M
Quercus agrifolia	Coconut Live Oak	7.0' x 2.0'	L
Urna pendula	Coconut Elm	7.0' x 2.5'	M

PLANTS FOR INTERIOR AND FINISHES SLOSES 25 TO BE EQUAL TO 10 TO BE 18 GALLON

Botanical Name	Common Name	Specimen size at time of planting	MISCLES - Region 4
Adiantum species	Adiantum	N.A. 1'2" x 12"	L
Calceolaria	White Lily	N.A. 1'2" x 12"	L
Canna species	Redwood	N.A. 1'2" x 12"	L
Calliandra speciosa	Calliandra	30" x 20" x 18" x 12"	M
Diptera hybrid Lemon Drop	Ferns/Plants	N.A. 1'2" x 12"	M
Hibiscus speciosa	Day Lily	N.A. 1'2" x 12"	M
Hesperis matronalis	Taxon	20" x 20" x 12" x 12"	L
Lavandula 'Graveland'	English Lavender	N.A. 1'2" x 12"	L
Lavandula 'Hyacinth'	English Lavender	N.A. 1'2" x 12"	L
Lavandula 'Daisy Queen'	Spanish Lavender	N.A. 1'2" x 12"	L
Lavandula multifida	Lavender	N.A. 1'2" x 12"	L
Hebe domestic	Honey Myrtle	20" x 24" x 18" x 12"	L
Nerium oleander	Oleander	18" x 30" x 18" x 20"	L
Pittosporum tobira	Whale's Dove	18" x 24" x 12" x 14"	M
Protea nana	Protea	N.A. 1'2" x 12"	M
Thymus serpyllifolius	Thymus	20" x 20" x 12" x 12"	L
Xyris pumila	Slender Xyris	24" x 30" x 12" x 12"	M

GROUNDCOVERS FOR SLOPES AND PATHWAYS

Botanical Name	Common Name	Specimen size at time of planting	MISCLES - Region 4
Dactylis glomerata	Blackfoot Trifolium	4 high	M
Galium aparine	Witch Trifolium	4 high	M
Pycnanthemum graveolens	Fern Vine	4 high	M

WALL & FENCING NOTE

ALL PERIMETER WALLS AND FENCING ARE CONCEPTUALLY PER THE PD MASTER PLAN AND PART OF PD-S-915

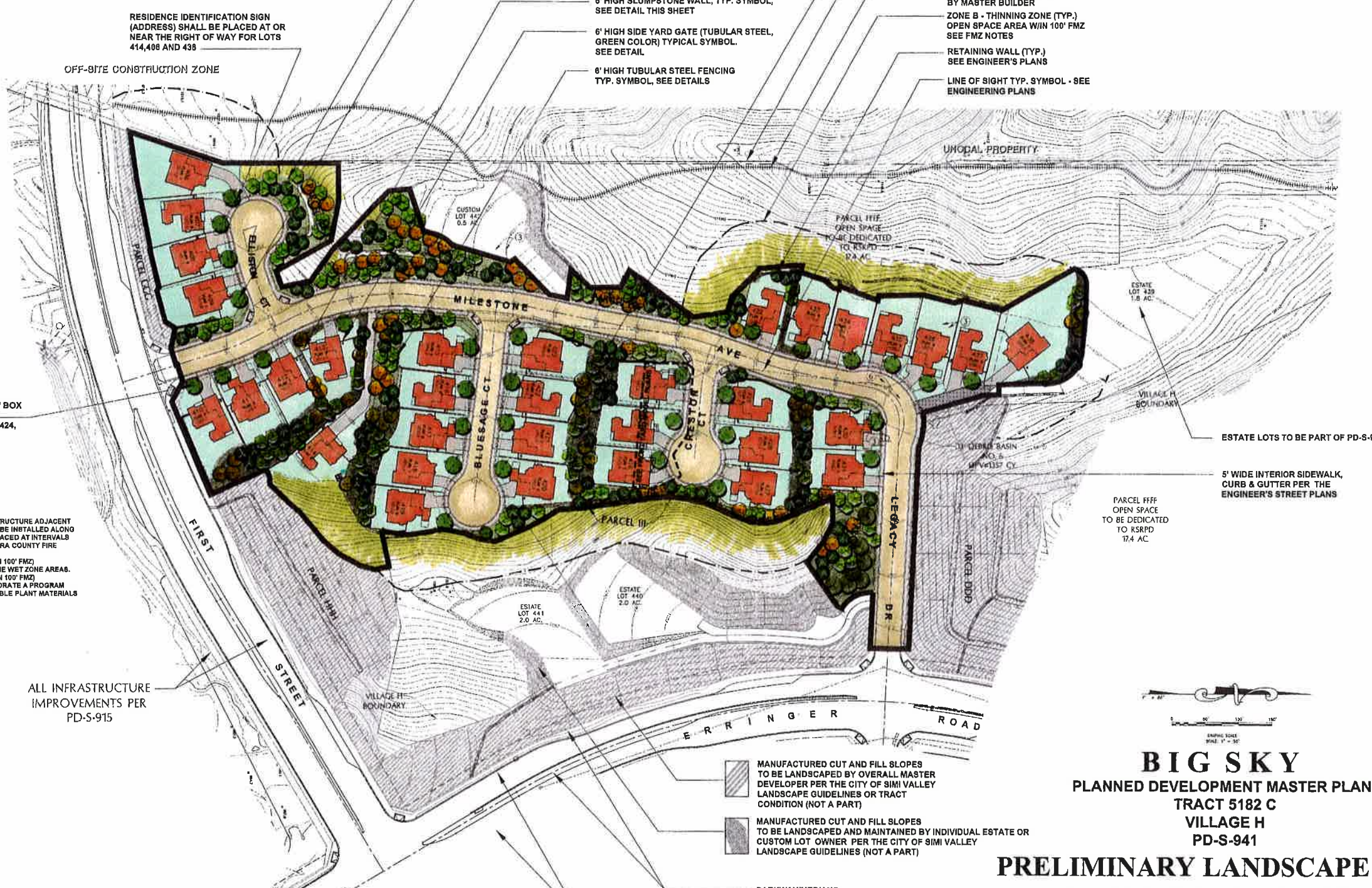
LINE OF SIGHT NOTE
ALL SLOPES, PLANTING AND WALL LAYOUTS SHALL NOT RESTRICT THE REQUIRED LINE OF SIGHT AT INTERSECTIONS

NOTE
ALL ESTATE LOTS, WATER PUMP AND BOOSTER PUMP STATIONS ARE A PART OF PD-S-915

FUEL MODIFICATION NOTE:
A 100' FMZ SHALL BE DESIGNATED AROUND EACH STRUCTURE ADJACENT TO OPEN SPACE. PERMANENT FMZ MARKERS SHALL BE INSTALLED ALONG THE ENTIRE LENGTH OF THE FMZ BOUNDARY AND PLACED AT INTERVALS OF 200'. FMZ SHALL BE IN ACCORDANCE WITH VENTURA COUNTY FIRE DEPARTMENT GUIDELINES.

ZONE A - WET ZONE (MANUFACTURED SLOPES WITHIN 100' FMZ)
SEE PLANT LEGEND FOR PLANT MATERIAL WITHIN THE WET ZONE AREAS.
ZONE B - THINNING ZONE (OPEN SPACE AREAS WITHIN 100' FMZ)
ZONE 'B' WILL BE NON-IRRIGATED AND WILL INCORPORATE A PROGRAM OF BRUSH CLEARANCE AND THINNING OF COMBUSTIBLE PLANT MATERIALS (OUTSIDE OF MANUF. SLOPES).

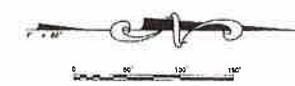
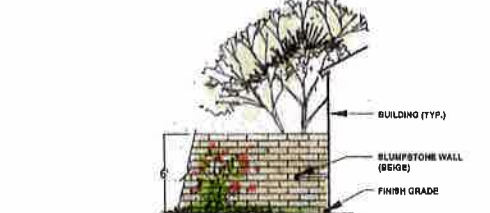
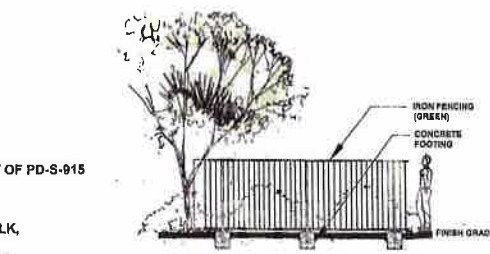
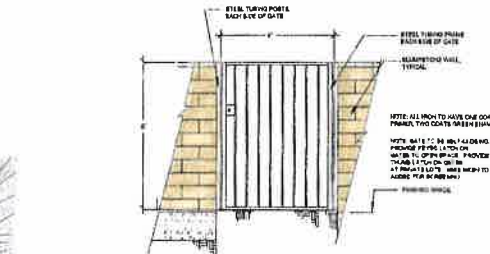

CORNER LOTS WILL HAVE A MIN. OF 2 - 24" BOX TREES PLANTED AS STREET TREES. THE LIST OF LOTS ARE: 408, 410, 415, 423, 424, 428, AND 430.



ALL INFRASTRUCTURE IMPROVEMENTS PER PD-S-915

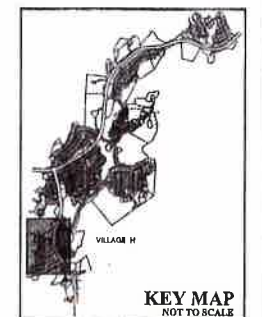
ALL INFRASTRUCTURE IMPROVEMENTS PER PD-S-915

- MANUFACTURED CUT AND FILL SLOPES TO BE LANDSCAPED BY D.R. HORTON DEVELOPER PER THE CITY OF SIMI VALLEY LANDSCAPE GUIDELINES AND MAINTAINED BY MASTER H.O.A.
- LOT TREE (TYPICAL SYMBOL)
- TRACT BOUNDARY (TYP.)
- EXISTING TRAIL (TYP. SYMBOL) BY MASTER BUILDER
- ZONE B - THINNING ZONE (TYP.) OPEN SPACE AREA WITHIN 100' FMZ SEE FMZ NOTES
- RETAINING WALL (TYP.) SEE ENGINEER'S PLANS
- LINE OF SIGHT TYP. SYMBOL - SEE ENGINEERING PLANS
- 8' HIGH SLUMPSTONE WALL, TYP. SYMBOL, SEE DETAIL THIS SHEET
- 6' HIGH SIDE YARD GATE (TUBULAR STEEL, GREEN COLOR) TYPICAL SYMBOL. SEE DETAIL
- 8' HIGH TUBULAR STEEL FENCING TYP. SYMBOL, SEE DETAILS



BIG SKY
PLANNED DEVELOPMENT MASTER PLAN
TRACT 5182 C
VILLAGE H
PD-S-941

PRELIMINARY LANDSCAPE PLAN
D.R. HORTON HOMES, INC. - SUB DEVELOPER
28009 SMYTH DRIVE, VALENCIA CA 91355
(661) 257-3399



	L. Newman Design Group, Inc.
--	------------------------------

City of Simi Valley
Environmental Services Department
April 23, 2003
Case No. PD-S-941
Exhibit C (Revised)
Colored

GENERAL NOTES:

ALL PLANT SPECIES ARE DERIVED FROM THE SPECIFIC PLANT LIST.
 ANY SUBSTITUTES WITH PLANT MATERIAL SHALL BE DETERMINED DURING CONSTRUCTION DOCUMENTS AND MUST BE APPROVED BY THE CITY LANDSCAPE ARCHITECT.

IF APPLICABLE, SLOPES OF ANY SLOPE WITH A 2:1 SLOPE OR GREATER IN HEIGHT SHALL BE DESIGNED DURING CONSTRUCTION DOCUMENTS AND COORDINATED WITH THE CIVIL ENGINEER WITH APPROVAL OF THE CITY LANDSCAPE ARCHITECT AND PUBLIC WORKS.

IRRIGATION SYSTEM DESIGN CONCEPT:

THE FOLLOWING WATER CONSERVATION PRINCIPLES WILL BE APPLIED TO THE CONSTRUCTION - LEVEL DESIGN - SPREADER HEAD LAYOUT SHALL BE NEAR TO NEAR TO THAT EACH SPREWER COVERED RADIUS HEADS THE NEXT SPREWER HEAD IN THE SYSTEM THAT PROVIDES THE BEST DISTRIBUTION UNIFORMITY AS POSSIBLE.
 MATCHED PRECIPITATION RATE HEADS SHALL BE UTILIZED SO THAT WINDING SPRAY PATTERNS CAN BE MADE. THIS WILL CREATE A MORE EVEN PRECIPITATION RATE AND BETTER DISTRIBUTION THROUGHOUT THE LOT.
 LOW PRECIPITATION RATE HEADS SHALL BE UTILIZED TO REDUCE THE AMOUNT OF FLOW.

IRRIGATION SYSTEMS SHALL BE SEPARATED TO CONSERVE WATER AS FOLLOWS:
 1. SPRINKLER SYSTEMS SHALL BE SEPARATED.
 2. IF TRIP IS TO BE USED, TRIP SHALL USE MEDIUM DROPS AND BE SEPARATED TO PROVIDE THE AMOUNT OF FLOW TO BE MAINTAINED INDIVIDUALLY TO REFLECT THE DIFFERENT CHARACTERISTICS OF EACH SYSTEM.
 3. WIND TONES SHALL BE SEPARATED INDIVIDUALLY TO REFLECT THE DIFFERENT CHARACTERISTICS OF EACH SYSTEM.
 4. IRRIGATION HEADS SHALL BE SEPARATED IF APPLICABLE.
 5. CONSERVATION OF WATER SHALL BE TAKEN TO CREATE AN EFFECTIVE HEAD DESIGN.
 6. RETAINABLE SERVICE WATER SHALL BE USED ON PRIVATE / DOMESTIC USES.

MEANS TO ACHIEVE MATCHED PRECIPITATION RATES FOR IRRIGATION AREAS SHOULD BE AS FOLLOWS:
 1. OPEN SPREAD AREAS SHALL USE ROTARY FIVE HEADS WITH LOW GALLONS AND MATCHED PRECIPITATION RATE HEADS.
 2. PAVED AREAS SHALL USE SPINNY FIVE HEADS FOR TRUCK DRIVE, AND SPINNY COVER SHALL USE MATCHED PRECIPITATION RATE, PRESSURE COMPENSATION HEADS.
 3. TANGENT WHEEL DESIGNER TRUCKS PLACED AT ANGLE ON SITE SHALL USE BUBBLES AND MATCH PRECIPITATION RATE HEADS.

THE PLANTER DESIGN FOR THE PROJECT SHALL CONSIDER THE GROUPING OF PLANTS AND PLANT COMPANIONS BASED UPON "WIND-TONES" (I.E. SPINNY (SPINNY) HEAD, CLASSIC AND WATER-ORIENTED (ADDUCUATED), BY SPINNY PLANTS IN HORIZONTAL, ALL PLANTS WITHIN THE SAME LOT SHALL BE ON A SIMILAR AMOUNT OF WATER.

ALL STUDIES SHALL HAVE RUN DAY OFF 2000. WHERE A GROUND SOIL MOISTURE SENSING DEVICE SHALL BE UTILIZED PRINCIPLES OF MOISTURE TOLERANCE DESIGN SHALL BE USED IN ALL OTHER MEANS OF TESTING.

LOT 425 PLANT SPECIES AND QUANTITIES

- SHRUBS** (ONE SHRUB FOR EVERY 25 S.F. PER THE CITY LANDSCAPE GUIDELINES)
- 1 X YVELMA CONGESTUM
 - 1 X CYCLOEMA
 - 1 X HEMEROCALLIS HYBRID
 - 1 X DAY LILY
 - 1 X HEMEROCALLIS HYBRID
 - 1 X PINKIE
 - 1 X LAVANDULA ANGUUSTIFOLIA 'MARTHA ROEDERER'
 - 1 X LAVENDER

- STREET TREE** (PER THE CITY LANDSCAPE GUIDELINES)
- 1 X ULMUS PARVIFOLIA
 - 24" BOX CHINESE ELM

- LOT TREE** (PER THE CITY LANDSCAPE GUIDELINES)
- 1 X QUERCUS AGROCALYX
 - 24" BOX COAST LIVE OAK

- TURF/GROUND COVER**
- 1 X MARATHON TURF
 - 1 X FRAGARIA CHILOGENSIS
 - 1 X ORNAMENTAL STRAWBERRY

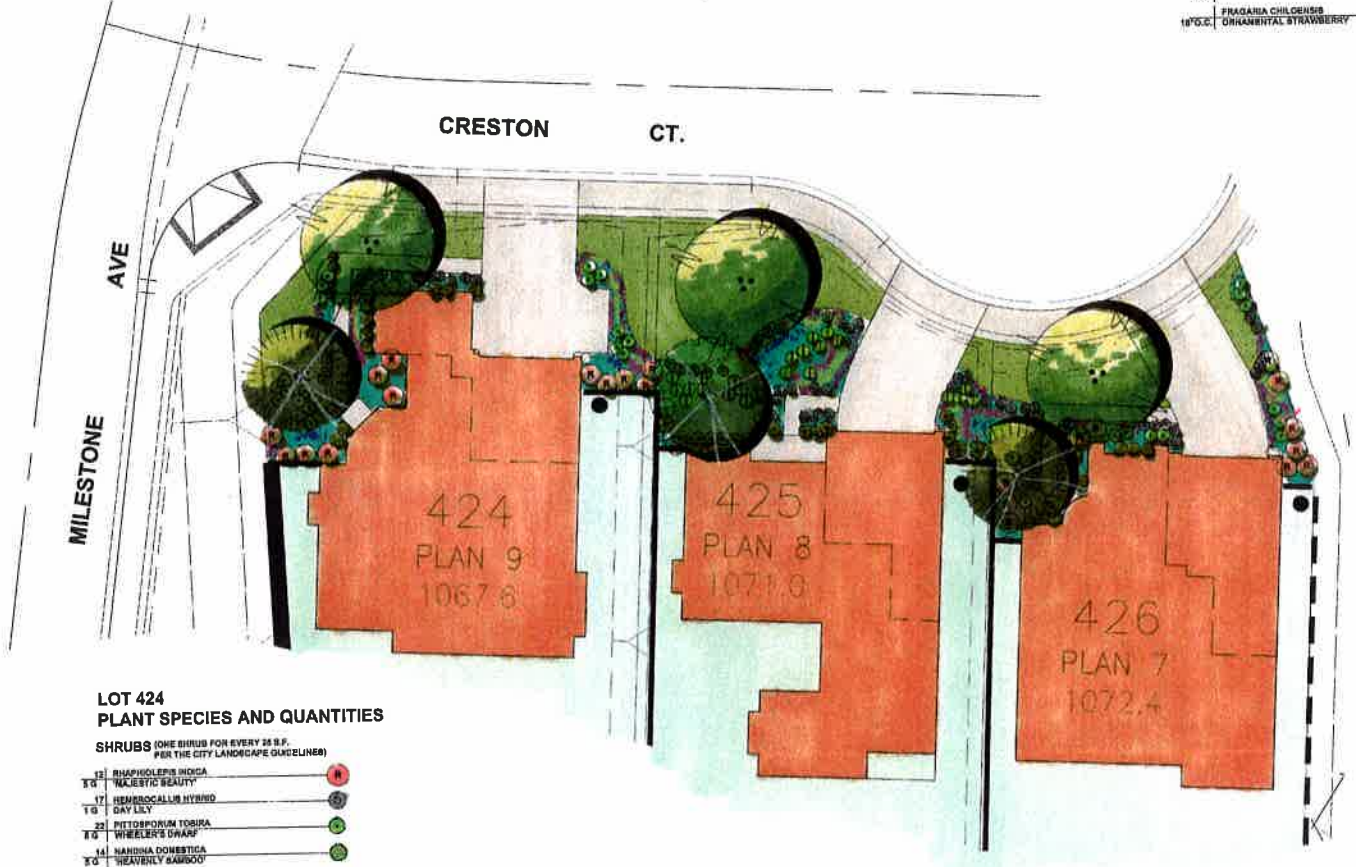
LOT 426 PLANT SPECIES AND QUANTITIES

- SHRUBS** (ONE SHRUB FOR EVERY 25 S.F. PER THE CITY LANDSCAPE GUIDELINES)
- 1 X RHAPHIOLEPIS INDICA
 - 1 X 'MAJESTIC BEAUTY'
 - 1 X HEMEROCALLIS HYBRID
 - 1 X DAY LILY
 - 1 X PITTOSPORUM TORBIA
 - 1 X 'WHEELER'S DWARF'
 - 1 X KANONIA DOMESTICA
 - 1 X 'HEAVENLY BAMBOO'

- STREET TREE** (PER THE CITY LANDSCAPE GUIDELINES)
- 1 X ULMUS PARVIFOLIA
 - 24" BOX CHINESE ELM

- LOT TREE** (PER THE CITY LANDSCAPE GUIDELINES)
- 1 X PINUS CANARENENSIS
 - 24" BOX CANARY ISLAND PINE

- TURF/GROUND COVER**
- 1 X MARATHON TURF
 - 1 X FRAGARIA CHILOGENSIS
 - 1 X ORNAMENTAL STRAWBERRY



LOT 424 PLANT SPECIES AND QUANTITIES

- SHRUBS** (ONE SHRUB FOR EVERY 25 S.F. PER THE CITY LANDSCAPE GUIDELINES)
- 1 X RHAPHIOLEPIS INDICA
 - 1 X 'MAJESTIC BEAUTY'
 - 1 X HEMEROCALLIS HYBRID
 - 1 X DAY LILY
 - 1 X PITTOSPORUM TORBIA
 - 1 X 'WHEELER'S DWARF'
 - 1 X KANONIA DOMESTICA
 - 1 X 'HEAVENLY BAMBOO'

- STREET TREE** (PER THE CITY LANDSCAPE GUIDELINES)
- 1 X ULMUS PARVIFOLIA
 - 24" BOX CHINESE ELM

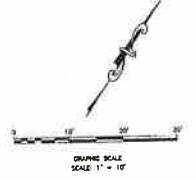
- LOT TREE** (PER THE CITY LANDSCAPE GUIDELINES)
- 1 X PINUS CANARENENSIS
 - 24" BOX CANARY ISLAND PINE

- TURF/GROUND COVER**
- 1 X MARATHON TURF
 - 1 X FRAGARIA CHILOGENSIS
 - 1 X ORNAMENTAL STRAWBERRY

City of Simi Valley
 Environmental Services Department
 April 23, 2003
 Case No. PD-S-941
 Exhibit C-1 (Revised)
 Colored

D.R. HORTON HOMES, INC. - SUB DEVELOPER
 28000 BMYTH DRIVE, VALENCIA CA 91355
 (661) 257-3399

BIG SKY
TYPICAL FRONTYARDS
PRELIMINARY LANDSCAPE PLAN
 TRACT 5182 C
 VILLAGE H
 PD-S-941



L. Newman Design Group, Inc.
 Landscape Architecture
 Planning
 Horticulture
 Design/Construction

11800 Van Catten St. Suite 104
 Van Nuys, CA 91411
 Phone: 818 241-8888 • Fax: 818 241-8474
 • Email: info@lndg.com

DATE: 04/23/03



COLOR SCHEME #9

COLOR SCHEME #3

COLOR SCHEME #6

COLOR SCHEME #11 © 2003 WILLIAM HEZMALHALCH ARCHITECTS, INC.

PLAN 1C
CRAFTSMAN

PLAN 3A
FRENCH COUNTRY

PLAN 2D
SPANISH TRADITIONAL

PLAN 3C
CRAFTSMAN

STREETSCENE

50' X 105' LOTS

Big Sky
SIMI VALLEY, CALIFORNIA

D-R HORTON

APRIL 10, 2003
200149.00

0 4 8 16
feet
1" = 3/16"

W
WILLIAM HEZMALHALCH
ARCHITECTS INC.
17875 VON KARMAN SUITE 404 IRVINE CA 92614-6256
949 250 0807 www.wharchitects.com fax 949 250 1529
3875 HOPYARD RD. SUITE 325 PLEASANTON CA 94588-8527
925 463 1700 fax 925 463 1725



City of Simi Valley
Environmental Services Department
April 23, 2003
Case No. PD-S-939/940/941
Exhibit B (Revised)
Colored



COLOR SCHEME #21

PLAN 4A
FRENCH COUNTRY

COLOR SCHEME #210

PLAN 5C
CRAFTSMAN

COLOR SCHEME #25

PLAN 6B
SPANISH COLONIAL

COLOR SCHEME #29 © 2002 WILLIAM HEZMALHALCH ARCHITECTS, INC.

PLAN 4C
CRAFTSMAN

55' X 105' LOTS

Big Sky
SIMI VALLEY, CALIFORNIA

D·R·HORTON



WILLIAM HEZMALHALCH
ARCHITECTS INC.
17875 VON KARLAN SUITE 404 IRVINE CA 92614-6256
949 250 0607 www.wharchitects.com fax 949 250 1529
3575 HOPYARD RD. SUITE 325 PLEASANTON CA 94588-6527
925 463 1700 fax 925 463 1725

City of Simi Valley
Environmental Services Department
April 23, 2003
Case No. PD-S-939/940/941
Exhibit B-1 (Revised)
Colored

APRIL 10, 2003

2001150.00



COLOR SCHEME #313
 PLAN 7A
 FRENCH COUNTRY

COLOR SCHEME #37
 PLAN 9B
 SPANISH COLONIAL

COLOR SCHEME #311
 PLAN 8C
 CRAFTSMAN

COLOR SCHEME #36 © 2003 WILLIAM HEZMALHALCH ARCHITECTS, INC.
 PLAN 7D
 MEDITERRANEAN

60' X 105' LOTS

Big Sky
 SIMI VALLEY, CALIFORNIA



APRIL 10, 2003
 200115100

WH
 WILLIAM HEZMALHALCH
 ARCHITECTS INC.
 17875 VON KARMAN SUITE 404 IRVINE CA 92614-6256
 949 250 0807 www.wharchitects.com fax 949 250 1529
 3875 HOPYARD RD. SUITE 325 PLEASANTON CA 94566-8527
 925 463 1700 fax 925 463 1725

City of Simi Valley
 Environmental Services Department
 April 23, 2003
 Case No. PD-S-939/940/941
 Exhibit B-2 (Revised)
 Colored



SPANISH TRADITIONAL ELEVATIONS
 ROOF MATERIAL: CONCRETE 2" TILE
 FASCIA DETAIL: WOOD
 TRIM: STUCCO O/ FOAM
 WALL MATERIAL: STUCCO
 PAINTING: WUJUGHU RUN
 ACCENTS: WOOD SHUTTERS

COLOR SCHEME # 5

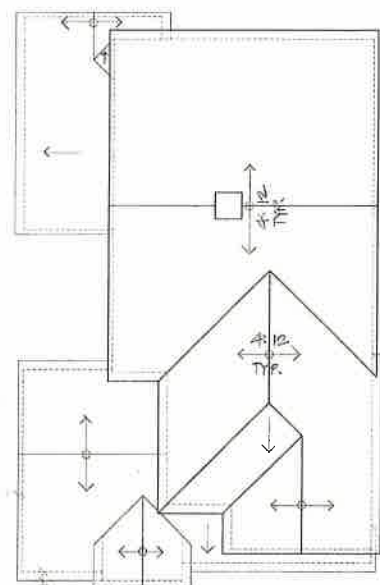
FRONT ELEVATION PLAN 1D
SPANISH TRADITIONAL



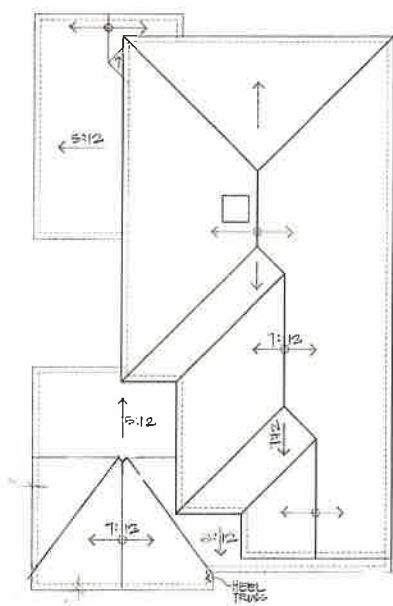
FRENCH COUNTRY ELEVATIONS
 ROOF MATERIAL: CONCRETE FLAT TILE
 FASCIA DETAIL: WOOD
 TRIM: STUCCO O/ FOAM
 WALL MATERIAL: STUCCO
 PAINTING: WOOD
 ACCENTS: WOOD SHUTTERS

COLOR SCHEME # 1

FRONT ELEVATION PLAN 1A
FRENCH COUNTRY



ROOF PLAN 1B



ROOF PLAN 1A



CRAFTSMAN ELEVATIONS
 ROOF MATERIAL: CONCRETE FLAT TILE
 FASCIA DETAIL: WOOD
 TRIM: WOOD & STUCCO O/ FOAM
 WALL MATERIAL: STUCCO
 PAINTING: HARD-PLANK OR SIMILAR
 STONE: MANUFACTURED VENER
 ROOFING: WOOD
 ACCENTS: WOOD SHUTTERS, OUTLOOKERS

© 2002 WILLIAM HEZMALHALCH ARCHITECTS, INC.
 COLOR SCHEME # 11

FRONT ELEVATION PLAN 1C
CRAFTSMAN

PLAN 1 – ELEVATIONS

NOTE: SEE BW SUBMITTAL PACKAGE FOR ADDITIONAL ENHANCEMENTS NOT SHOWN

APRIL 10, 2003
 2001149.00



50' X 105' LOTS
Big Sky
 SIMI VALLEY, CALIFORNIA

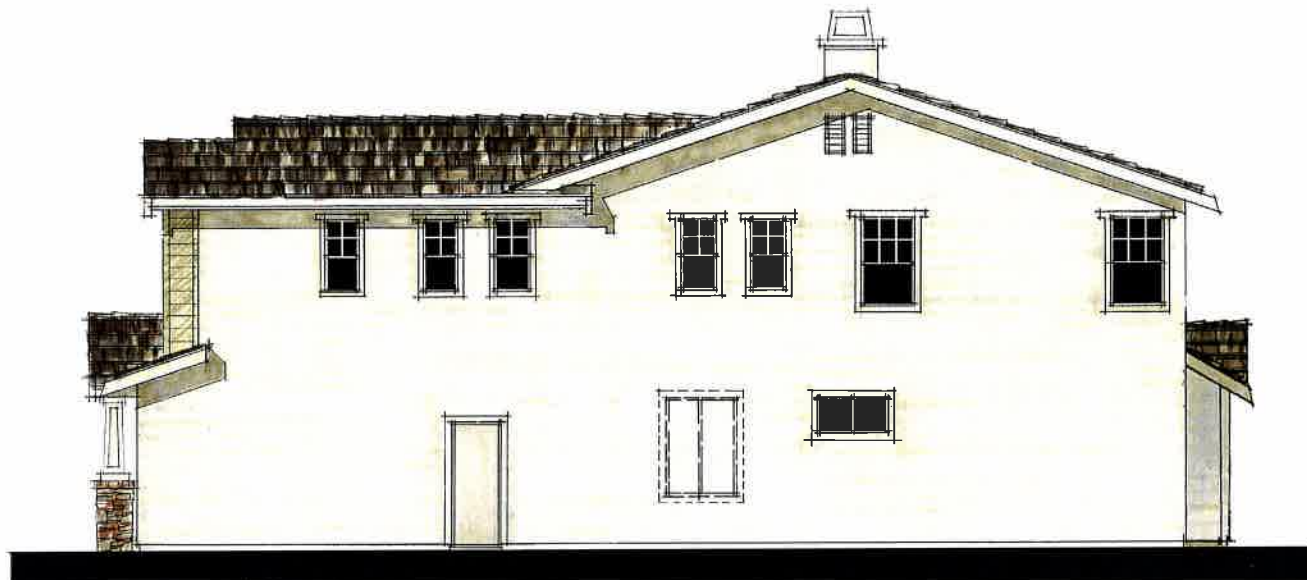
D-R-HORTON



WILLIAM HEZMALHALCH
 ARCHITECTS INC.
 17875 VON KARMAN SUITE 404 IRVINE CA 92614-6256
 949 250 0607 www.wharchitects.com fax 949 250 1529
 3875 HOPYARD RD. SUITE 325 PLEASANTON CA 94586-8527
 925 463 1700 fax 925 463 1725



City of Simi Valley
 Environmental Services Department
 April 23, 2003
 Case No. PD-S-939/940/941
 Exhibit B-3 (Revised)
 Colored

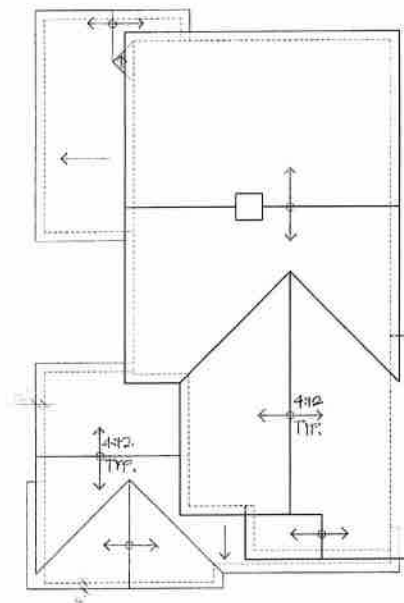


CRAFTSMAN ELEVATIONS
 ROOF MATERIAL: CONCRETE FLAT TILE
 FASCIA/DENTIL: WOOD
 TRIM: WOOD & STUCCO OR FOAM
 WALL MATERIAL: STUCCO
 SING: FINISH PLANK
 STONE: MANUFACTURED VENEER
 RAILING: WOOD
 ACCENTS: WOOD SHUTTERS, COLUMNS

RIGHT ELEVATION



REAR ELEVATION



ROOF PLAN

OPTIONAL STANDARDS

1. THE PROJECT SHALL BE LOCATED WITHIN AND BE CONSISTENT WITH AN APPROVED SPECIFIC PLAN
2. PHYSICAL SECURITY DEVICES SHALL BE INCORPORATED INTO THE DESIGN OF THE PROJECT.
3. THE PROJECT SHALL PROVIDE A MULTI-PURPOSE TRAIL SYSTEM
4. ARCHITECTURAL TREATMENT SHALL BE PROVIDED AROUND EACH WINDOW AND DOOR AREA ON ALL ELEVATIONS OF EACH UNIT, AND ROOF TREATMENT WITH EAVES SHALL BE PROVIDED ON ALL ELEVATIONS OF EACH UNIT.
5. THE PROJECT SHALL INTEGRATE ENRICHED LANDSCAPING IN PARKWAYS AND GREENBELTS THROUGHOUT THE SITE.
6. ROOF MATERIALS SHALL NOT CONSIST OF ASPHALT SHINGLES.
7. SEVENTY-FIVE (75%) PERCENT OR MORE OF THE HOUSES SHALL HAVE THREE (3) OR MORE BEDROOMS.
8. THE PROJECT SHALL PROVIDE A VARIETY OF DIFFERENT FLOOR PLANS AND DIFFERENT EXTERIOR TREATMENTS FOR EACH FLOOR PLAN DEPENDENT UPON, AND CONSISTENT WITH, THE SIZE OF THE PROJECT.
9. ALL FRONT YARDS SHALL BE PLANTED WITH GRASS, CONTAINING IN-GROUND SPRINKLER SYSTEMS AND EMBELISHED WITH ADDITIONAL LANDSCAPING, SUCH AS FLOWERS, SHRUBS AND TREES.
10. ALL UNITS IN THE PROJECT SHALL HAVE 1,600 SQUARE FEET OR MORE OF FLOOR AREA.
11. THE PROJECT SHALL HAVE AN AFFORDABLE AGREEMENT WITH THE CITY, WHICH PROVIDES HOUSING AFFORDABLE TO PERSONS EARNING THE MEDIAN INCOME OR LESS.



LEFT ELEVATION

CITY OF SIMI VALLEY ENHANCEMENTS
 PLAN 1C- CRAFTSMAN
 ELEVATIONS

NOTE: SEE B/W SUBMITTAL PACKAGE FOR ADDITIONAL ENHANCEMENTS NOT SHOWN

APRIL 10, 2003
 2001149.00




50' X 105' LOTS
Big Sky
 SIMI VALLEY, CALIFORNIA


D-R-HORTON



WILLIAM HEZMALHALCH
 ARCHITECTS INC.
 17875 VON KARMAN SUITE 404 IRVINE CA 92614-6256
 949 250 0607 www.whoarchitects.com fax 949 250 1529
 3875 HOPYARD RD. SUITE 325 PLEASANTON CA 94588-8527
 925 483 1700 fax 925 483 1725

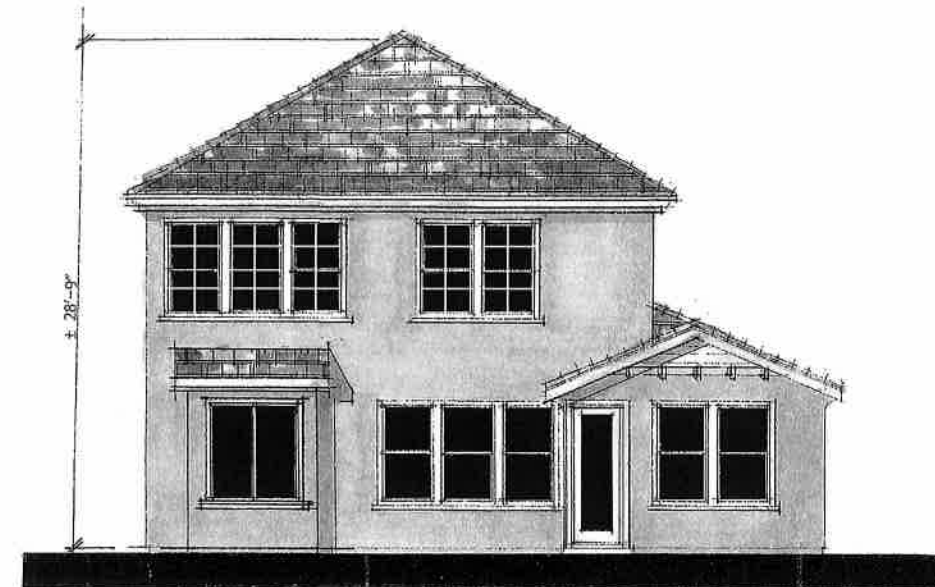


City of Simi Valley
 Environmental Services Department
 April 23, 2003
 Case No. PD-S-939/940/941
 Exhibit B-4 (Revised)
 Colored

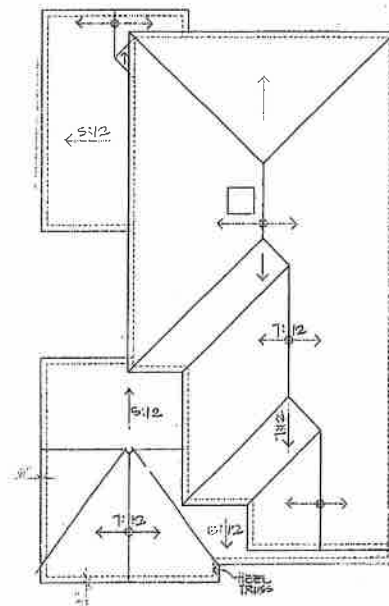


FRENCH COUNTRY ELEVATIONS
 ROOF MATERIAL: CONCRETE FLAT T&G
 FASCIA DETAIL: WOOD
 TRIM: STUCCO OF FOAM
 WALL MATERIAL: STUCCO
 FINISH: WOOD
 ACCENTS: WOOD SHAPTES

RIGHT ELEVATION




REAR ELEVATION



ROOF PLAN

OPTIONAL STANDARDS

1. THE PROJECT SHALL BE LOCATED WITHIN AND BE CONSISTENT WITH AN APPROVED SPECIFIC PLAN
2. PHYSICAL SECURITY DEVICES SHALL BE INCORPORATED INTO THE DESIGN OF THE PROJECT.
3. THE PROJECT SHALL PROVIDE A MULTI-PURPOSE TRAIL SYSTEM
4. ARCHITECTURAL TREATMENT SHALL BE PROVIDED AROUND EACH WINDOW AND DOOR AREA ON ALL ELEVATIONS OF EACH UNIT, AND ROOF TREATMENT WITH EAVES SHALL BE PROVIDED ON ALL ELEVATIONS OF EACH UNIT.
5. THE PROJECT SHALL INTEGRATE ENRICHED LANDSCAPING IN PARKWAYS AND GREENBELTS THROUGHOUT THE SITE.
6. ROOF MATERIALS SHALL NOT CONSIST OF ASPHALT SHINGLES.
7. SEVENTY-FIVE (75%) PERCENT OR MORE OF THE HOUSES SHALL HAVE THREE (3) OR MORE BEDROOMS.
8. THE PROJECT SHALL PROVIDE A VARIETY OF DIFFERENT FLOOR PLANS AND DIFFERENT EXTERIOR TREATMENTS FOR EACH FLOOR PLAN DEPENDENT UPON, AND CONSISTENT WITH, THE SIZE OF THE PROJECT.
9. ALL FRONT YARDS SHALL BE PLANTED WITH GRASS, CONTAINING IN-GROUND SPRINKLER SYSTEMS AND EMBELISHED WITH ADDITIONAL LANDSCAPING, SUCH AS FLOWERS, SHRUBS AND TREES.
10. ALL UNITS IN THE PROJECT SHALL HAVE 1,600 SQUARE FEET OR MORE OF FLOOR AREA.
11. THE PROJECT SHALL HAVE AN AFFORDABLE AGREEMENT WITH THE CITY, WHICH PROVIDES HOUSING AFFORDABLE TO PERSONS EARNING THE MEDIAN INCOME OR LESS.



LEFT ELEVATION

PLAN 1A – FRENCH COUNTRY ELEVATIONS

NOTE: SEE B/W SUBMITTAL PACKAGE FOR ADDITIONAL ENHANCEMENTS NOT SHOWN

50' X 105' LOTS

Big Sky

SIMI VALLEY, CALIFORNIA

D-R-HORTON



WILLIAM HEZMALHALCH ARCHITECTS INC.
 2850 REDHILL AVENUE SUITE 200 SANTA ANA CA 92705-5543
 949 250 0807 www.wharchitects.com fax 949 250 1529
 3875 HOPYARD RD. SUITE 325 PLEASANTON CA 94589-8527
 925 463 1700 fax 925 463 1725


1.3

City of Simi Valley
 Environmental Services Department
 April 23, 2003
 Case No. PD-S-939/940/941
 Exhibit B-5 (Revised)
 Colored

APRIL 10, 2003




2001149.00

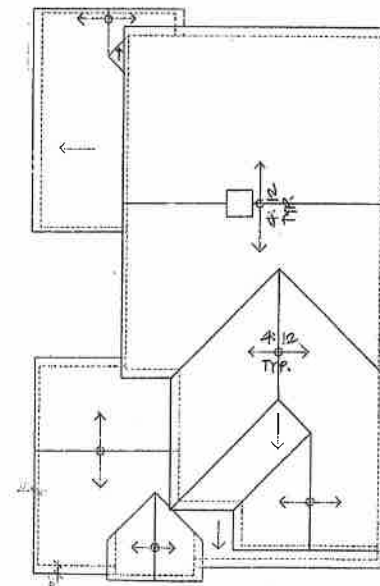


SPANISH TRADITIONAL ELEVATIONS
 ROOF MATERIAL: CONCRETE 15' TEE
 FASIA DETAIL: WOOD
 TRIM: STUCCO OR FOAM
 WALL MATERIAL: STUCCO
 RAILING: WROUGHT IRON
 ACCENTS: WOOD SHUTTERS

RIGHT ELEVATION




REAR ELEVATION



ROOF PLAN

OPTIONAL STANDARDS

1. THE PROJECT SHALL BE LOCATED WITHIN AND BE CONSISTENT WITH AN APPROVED SPECIFIC PLAN
2. PHYSICAL SECURITY DEVICES SHALL BE INCORPORATED INTO THE DESIGN OF THE PROJECT.
3. THE PROJECT SHALL PROVIDE A MULTI-PURPOSE TRAIL SYSTEM
4. ARCHITECTURAL TREATMENT SHALL BE PROVIDED AROUND EACH WINDOW AND DOOR AREA ON ALL ELEVATIONS OF EACH UNIT, AND ROOF TREATMENT WITH EAVES SHALL BE PROVIDED ON ALL ELEVATIONS OF EACH UNIT.
5. THE PROJECT SHALL INTEGRATE ENRICHED LANDSCAPING IN PARKWAYS AND GREENBELTS THROUGHOUT THE SITE.
6. ROOF MATERIALS SHALL NOT CONSIST OF ASPHALT SHINGLES.
7. SEVENTY-FIVE (75%) PERCENT OR MORE OF THE HOUSES SHALL HAVE THREE (3) OR MORE BEDROOMS.
8. THE PROJECT SHALL PROVIDE A VARIETY OF DIFFERENT FLOOR PLANS AND DIFFERENT EXTERIOR TREATMENTS FOR EACH FLOOR PLAN DEPENDENT UPON, AND CONSISTENT WITH, THE SIZE OF THE PROJECT.
9. ALL FRONT YARDS SHALL BE PLANTED WITH GRASS, CONTAINING IN-GROUND SPRINKLER SYSTEMS AND EMBELLISHED WITH ADDITIONAL LANDSCAPING, SUCH AS FLOWERS, SHRUBS AND TREES.
10. ALL UNITS IN THE PROJECT SHALL HAVE 1,600 SQUARE FEET OR MORE OF FLOOR AREA.
11. THE PROJECT SHALL HAVE AN AFFORDABLE AGREEMENT WITH THE CITY, WHICH PROVIDES HOUSING AFFORDABLE TO PERSONS EARNING THE MEDIAN INCOME OR LESS.



LEFT ELEVATION

PLAN 1D - SPANISH TRADITIONAL ELEVATIONS

NOTE: SEE B/W SUBMITTAL PACKAGE FOR ADDITIONAL ENHANCEMENTS NOT SHOWN

APRIL 10, 2003
 2001149.00



50' X 105' LOTS
Big Sky
 SIMI VALLEY, CALIFORNIA
 D-R-HORTON



WILLIAM HEZMALHALCH ARCHITECTS INC.
 2830 REDHILL AVENUE SUITE 200 SANTA ANA CA 92705-5543
 949 250 0807 www.wharchitects.com fax 949 250 1529
 3875 HOPYARD RD. SUITE 325 PLEASANTON CA 94688-8527
 925 463 1700 fax 925 463 1725



City of Simi Valley
 Environmental Services Department
 April 23, 2003
 Case No. PD-S-939/940/941
 Exhibit B-6 (Revised)
 Colored



CRAFTSMAN ELEVATIONS
 ROOF MATERIAL: CONCRETE FLAT TILE
 FASCIA DETAIL: WOOD
 TRIM: WOOD & STUCCO O/ FOAM
 WALL MATERIAL: STUCCO
 Siding: HARD-PLANK
 STONE: MANUFACTURED VENEER
 RAILING: WOOD
 ACCENTS: WOOD SHUTTERS, OUTLOOKERS

COLOR SCHEME # 9

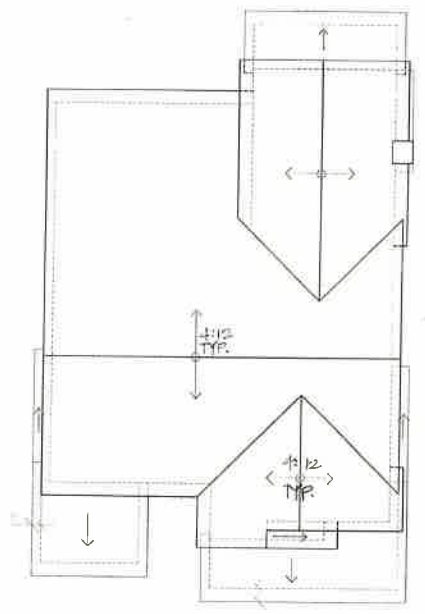
FRONT ELEVATION PLAN 2C
 CRAFTSMAN



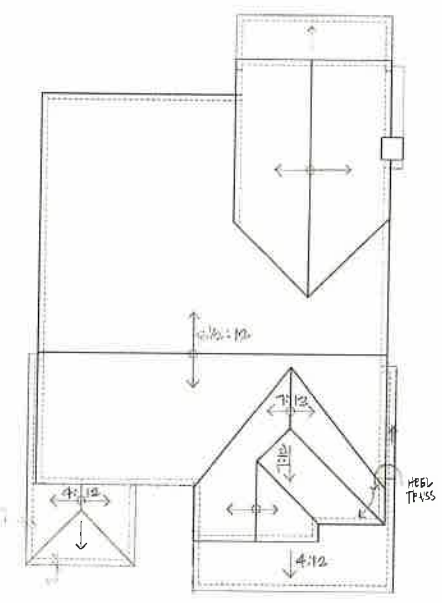
FRENCH COUNTRY ELEVATIONS
 ROOF MATERIAL: CONCRETE FLAT TILE
 FASCIA DETAIL: WOOD
 TRIM: STUCCO O/ FOAM
 WALL MATERIAL: STUCCO
 RAILING: WOOD
 ACCENTS: WOOD SHUTTERS

COLOR SCHEME # 3

FRONT ELEVATION PLAN 2A
 FRENCH COUNTRY



ROOF PLAN 2C



ROOF PLAN 2A



SPANISH TRADITIONAL ELEVATIONS
 ROOF MATERIAL: CONCRETE 5" TILE
 FASCIA DETAIL: WOOD
 TRIM: STUCCO O/ FOAM
 WALL MATERIAL: STUCCO
 RAILING: WROUGHT IRON
 ACCENTS: WOOD SHUTTERS

© 2002 WILLIAM HEZMALHALCH ARCHITECTS, INC.
 COLOR SCHEME # 6

FRONT ELEVATION PLAN 2D
 SPANISH TRADITIONAL

PLAN 2 – ELEVATIONS

NOTE: SEE B/W SUBMITTAL PACKAGE FOR ADDITIONAL ENHANCEMENTS NOT SHOWN

APRIL 10, 2003

200149.00

0 4 8 12

50' X 105' LOTS

Big Sky

SIMI VALLEY, CALIFORNIA

D-R HORTON

WILLIAM HEZMALHALCH ARCHITECTS, INC.
 17875 VON KARMAN SUITE 404 IRVINE CA 92614-6255
 949 250 0607 www.wharchitects.com fax 949 250 1529
 3875 HOPYARD RD. SUITE 325 PLEASANTON CA 94588-8527
 925 463 1700 fax 925 463 1725

City of Simi Valley
 Environmental Services Department
 April 23, 2003
 Case No. PD-S-939/940/941
 Exhibit B-7 (Revised)
 Colored

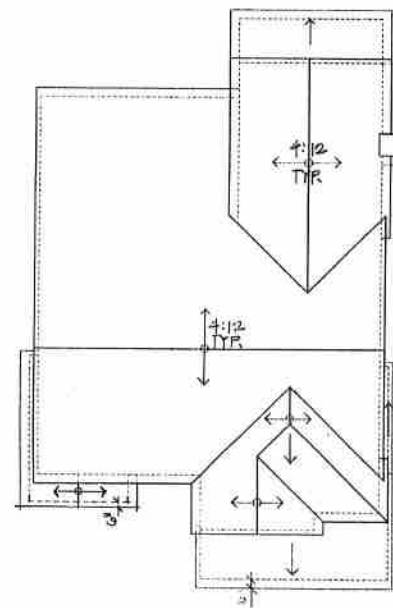


SPANISH TRADITIONAL ELEVATIONS
 ROOF MATERIAL: CONCRETE 3" TILE
 FASCIA DETAIL: WOODS
 TRIM: STUCCO OR FOAM
 WALL MATERIAL: STUCCO
 RAILING: WROUGHT IRON
 ACCENTS: WOOD SHUTTERS

RIGHT ELEVATION



REAR ELEVATION



ROOF PLAN

OPTIONAL STANDARDS

1. THE PROJECT SHALL BE LOCATED WITHIN AND BE CONSISTENT WITH AN APPROVED SPECIFIC PLAN
2. PHYSICAL SECURITY DEVICES SHALL BE INCORPORATED INTO THE DESIGN OF THE PROJECT.
3. THE PROJECT SHALL PROVIDE A MULTI-PURPOSE TRAIL SYSTEM
4. ARCHITECTURAL TREATMENT SHALL BE PROVIDED AROUND EACH WINDOW AND DOOR AREA ON ALL ELEVATIONS OF EACH UNIT, AND ROOF TREATMENT WITH EAVES SHALL BE PROVIDED ON ALL ELEVATIONS OF EACH UNIT.
5. THE PROJECT SHALL INTEGRATE ENRICHED LANDSCAPING IN PARKWAYS AND GREENBELTS THROUGHOUT THE SITE.
6. ROOF MATERIALS SHALL NOT CONSIST OF ASPHALT SHINGLES.
7. SEVENTY-FIVE (75%) PERCENT OR MORE OF THE HOUSES SHALL HAVE THREE (3) OR MORE BEDROOMS.
8. THE PROJECT SHALL PROVIDE A VARIETY OF DIFFERENT FLOOR PLANS AND DIFFERENT EXTERIOR TREATMENTS FOR EACH FLOOR PLAN DEPENDENT UPON, AND CONSISTENT WITH, THE SIZE OF THE PROJECT.
9. ALL FRONT YARDS SHALL BE PLANTED WITH GRASS, CONTAINING IN-GROUND SPRINKLER SYSTEMS AND EMBELISHED WITH ADDITIONAL LANDSCAPING, SUCH AS FLOWERS, SHRUBS AND TREES.
10. ALL UNITS IN THE PROJECT SHALL HAVE 1,600 SQUARE FEET OR MORE OF FLOOR AREA.
11. THE PROJECT SHALL HAVE AN AFFORDABLE AGREEMENT WITH THE CITY, WHICH PROVIDES HOUSING AFFORDABLE TO PERSONS EARNING THE MEDIAN INCOME OR LESS.



LEFT ELEVATION

CITY OF SIMI VALLEY ENHANCEMENTS
 PLAN 2D-SPANISH TRADITIONAL
 ELEVATIONS

NOTE: SEE B/W SUBMITTAL PACKAGE FOR ADDITIONAL ENHANCEMENTS NOT SHOWN

APRIL 10, 2003
 2001149.00



50' X 105' LOTS
Big Sky
 SIMI VALLEY, CALIFORNIA
 D-R-HORTON

WH
 WILLIAM HEZMALHALCH
 ARCHITECTS INC.
 17875 VON KARMAN SUITE 404 IRVINE CA 92614-8266
 949 250 0607 www.wharchitects.com fax 949 250 1529
 3875 HOPYARD RD. SUITE 325 PLEASANTON CA 94588-8527
 925 463 1700 fax 925 463 1725

City of Simi Valley
 Environmental Services Department
 April 23, 2003
 Case No. PD-S-939/940/941
 Exhibit B-8 (Revised)
 Colored

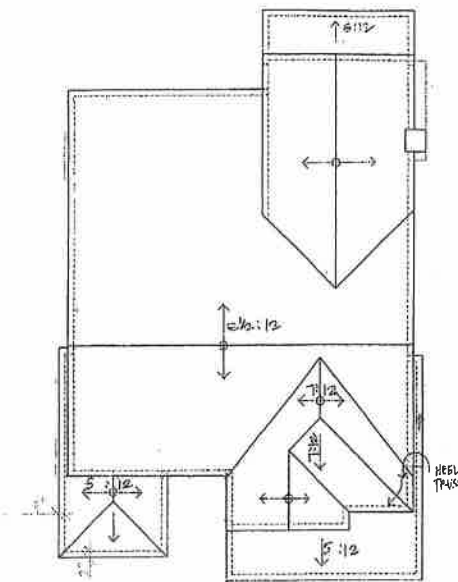


FRENCH COUNTRY ELEVATIONS
 ROOF MATERIAL: CONCRETE FLAT TILE
 FASCIA DETAIL: WOOD
 TRIM: STUCCO O/ FOAM
 WALL MATERIAL: STUCCO
 RAILING: WOOD
 ACCENTS: WOOD SHUTTERS

RIGHT ELEVATION



REAR ELEVATION



ROOF PLAN

OPTIONAL STANDARDS

1. THE PROJECT SHALL BE LOCATED WITHIN AND BE CONSISTENT WITH AN APPROVED SPECIFIC PLAN
2. PHYSICAL SECURITY DEVICES SHALL BE INCORPORATED INTO THE DESIGN OF THE PROJECT.
3. THE PROJECT SHALL PROVIDE A MULTI-PURPOSE TRAIL SYSTEM
4. ARCHITECTURAL TREATMENT SHALL BE PROVIDED AROUND EACH WINDOW AND DOOR AREA ON ALL ELEVATIONS OF EACH UNIT, AND ROOF TREATMENT WITH EAVES SHALL BE PROVIDED ON ALL ELEVATIONS OF EACH UNIT.
5. THE PROJECT SHALL INTEGRATE ENRICHED LANDSCAPING IN PARKWAYS AND GREENBELTS THROUGHOUT THE SITE.
6. ROOF MATERIALS SHALL NOT CONSIST OF ASPHALT SHINGLES.
7. SEVENTY-FIVE (75%) PERCENT OR MORE OF THE HOUSES SHALL HAVE THREE (3) OR MORE BEDROOMS.
8. THE PROJECT SHALL PROVIDE A VARIETY OF DIFFERENT FLOOR PLANS AND DIFFERENT EXTERIOR TREATMENTS FOR EACH FLOOR PLAN DEPENDENT UPON, AND CONSISTENT WITH, THE SIZE OF THE PROJECT.
9. ALL FRONT YARDS SHALL BE PLANTED WITH GRASS, CONTAINING IN-GROUND SPRINKLER SYSTEMS AND EMBELISHED WITH ADDITIONAL LANDSCAPING, SUCH AS FLOWERS, SHRUBS AND TREES.
10. ALL UNITS IN THE PROJECT SHALL HAVE 1,600 SQUARE FEET OR MORE OF FLOOR AREA.
11. THE PROJECT SHALL HAVE AN AFFORDABLE AGREEMENT WITH THE CITY, WHICH PROVIDES HOUSING AFFORDABLE TO PERSONS EARNING THE MEDIAN INCOME OR LESS.



© 2003 WILLIAM HEZMALHALCH ARCHITECTS, INC.

LEFT ELEVATION

PLAN 2A – FRENCH COUNTRY ELEVATIONS

NOTE: SEE B/W SUBMITTAL PACKAGE FOR ADDITIONAL ENHANCEMENTS NOT SHOWN

APRIL 10, 2003
 2001149.00




50' X 105' LOTS

Big Sky
 SIMI VALLEY, CALIFORNIA


D-R-HOKON



WILLIAM HEZMALHALCH ARCHITECTS INC.
 2850 REDHILL AVENUE SUITE 200 SANTA ANA CA 92705-5543
 949 250 0607 www.whearchitects.com fax 949 250 1529
 3875 HOPYARD RD. SUITE 325 PLEASANTON CA 94588-8527
 925 463 1700 fax 925 463 1725




City of Simi Valley
 Environmental Services Department
 April 23, 2003
 Case No. PD-S-939/940/941
 Exhibit B-9 (Revised)
 Colored

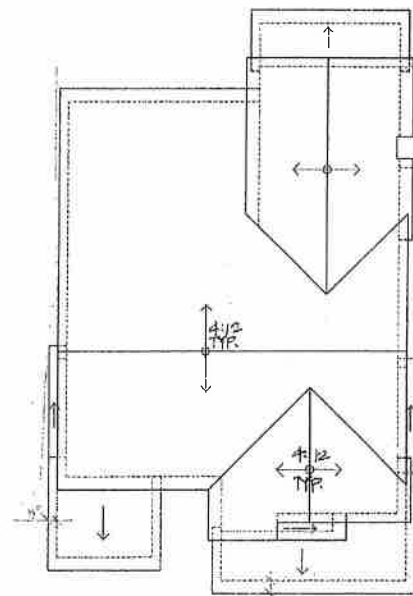


CRAFTSMAN ELEVATIONS
 ROOF MATERIAL: CONCRETE FLAT TILE
 FASCIA TRIM: WOOD
 TRIM: WOOD & STUCCO OR FOAM
 WALL MATERIAL: STUCCO
 SIDING/PANZLES: HALF-PANE, OR SIMILAR
 STONE: MANUFACTURED VENEER
 PAINTING: WOOD
 ACCENTS: WOOD SHUTTERS, OUTROGITS

RIGHT ELEVATION




REAR ELEVATION



ROOF PLAN

OPTIONAL STANDARDS

1. THE PROJECT SHALL BE LOCATED WITHIN AND BE CONSISTENT WITH AN APPROVED SPECIFIC PLAN
2. PHYSICAL SECURITY DEVICES SHALL BE INCORPORATED INTO THE DESIGN OF THE PROJECT.
3. THE PROJECT SHALL PROVIDE A MULTI-PURPOSE TRAIL SYSTEM
4. ARCHITECTURAL TREATMENT SHALL BE PROVIDED AROUND EACH WINDOW AND DOOR AREA ON ALL ELEVATIONS OF EACH UNIT, AND ROOF TREATMENT WITH EAVES SHALL BE PROVIDED ON ALL ELEVATIONS OF EACH UNIT.
5. THE PROJECT SHALL INTEGRATE ENRICHED LANDSCAPING IN PARKWAYS AND GREENBELTS THROUGHOUT THE SITE.
6. ROOF MATERIALS SHALL NOT CONSIST OF ASPHALT SHINGLES.
7. SEVENTY-FIVE (75%) PERCENT OR MORE OF THE HOUSES SHALL HAVE THREE (3) OR MORE BEDROOMS.
8. THE PROJECT SHALL PROVIDE A VARIETY OF DIFFERENT FLOOR PLANS AND DIFFERENT EXTERIOR TREATMENTS FOR EACH FLOOR PLAN DEPENDENT UPON, AND CONSISTENT WITH, THE SIZE OF THE PROJECT.
9. ALL FRONT YARDS SHALL BE PLANTED WITH GRASS, CONTAINING IN-GROUND SPRINKLER SYSTEMS AND EMBELLISHED WITH ADDITIONAL LANDSCAPING, SUCH AS FLOWERS, SHRUBS AND TREES.
10. ALL UNITS IN THE PROJECT SHALL HAVE 1,600 SQUARE FEET OR MORE OF FLOOR AREA.
11. THE PROJECT SHALL HAVE AN AFFORDABLE AGREEMENT WITH THE CITY, WHICH PROVIDES HOUSING AFFORDABLE TO PERSONS EARNING THE MEDIAN INCOME OR LESS.



LEFT ELEVATION

PLAN 2C – CRAFTSMAN ELEVATIONS

50' X 105' LOTS

Big Sky

SIMI VALLEY, CALIFORNIA

D-R-HOKTON

NOTE: SEE B/W SUBMITTAL PACKAGE FOR ADDITIONAL ENHANCEMENTS NOT SHOWN

APRIL 10, 2003
 2001149.00



WILLIAM HEZMALHALCH ARCHITECTS, INC.
 2850 REDHILL AVENUE SUITE 200 SANTA ANA CA 92705-5543
 949 250 0607 www.wharchitects.com fax 949 250 1529
 3875 HOPYARD RD, SUITE 325 PLEASANTON CA 94508-8527
 925 483 1700 fax 925 483 1725



City of Simi Valley
 Environmental Services Department
 April 23, 2003
 Case No. PD-S-939/940/941
 Exhibit B-10 (Revised)
 Colored



COLOR SCHEME # 10

CRAFTSMAN ELEVATIONS
 ROOF MATERIAL: CONCRETE FLAT TILE
 FASCIA/EAVE: WOOD
 TRIM: WOOD & STUCCO OR FOAM
 WALL MATERIAL: STUCCO
 SHINGLES: SHINGLES
 STONE: MANUFACTURED VENEER
 SIDING: WOOD
 ACCENTS: WOOD SHUTTERS, OUTLOOKERS

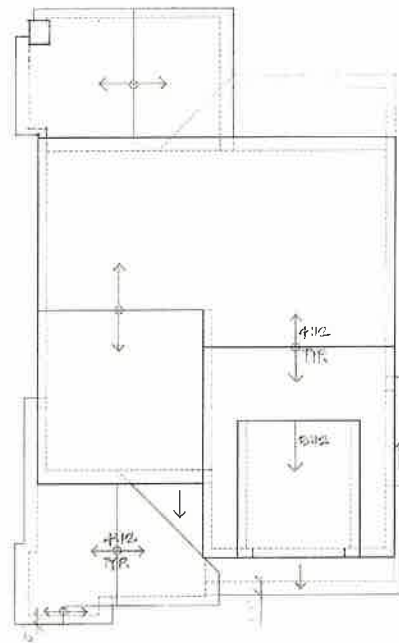
FRONT ELEVATION PLAN 3C
 CRAFTSMAN



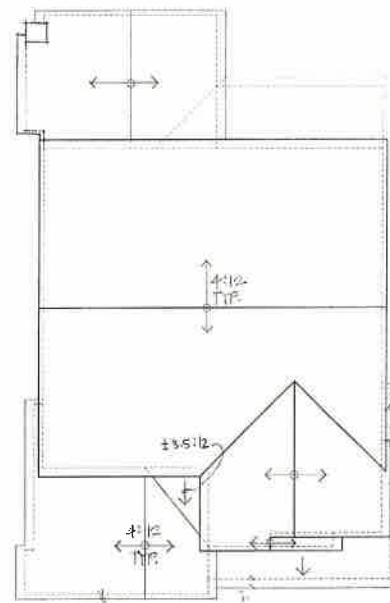
COLOR SCHEME # 7

SPANISH COLONIAL ELEVATIONS
 ROOF MATERIAL: CONCRETE 12" TILE
 FASCIA/EAVE: WOOD
 TRIM: STUCCO OR FOAM
 WALL MATERIAL: STUCCO
 SHINGLES: SHINGLES
 ACCENTS: WOOD SHUTTERS

FRONT ELEVATION PLAN 3B
 SPANISH COLONIAL



ROOF PLAN 3C



ROOF PLAN 3B



© 2002 WILLIAM HEZMALHALCH ARCHITECTS, INC.
 COLOR SCHEME # 2

FRENCH COUNTRY ELEVATIONS
 ROOF MATERIAL: CONCRETE FLAT TILE
 FASCIA/EAVE: WOOD
 TRIM: STUCCO OR FOAM
 WALL MATERIAL: STUCCO
 SHINGLES: WOOD
 ACCENTS: WOOD SHUTTERS

FRONT ELEVATION PLAN 3A
 FRENCH COUNTRY

PLAN 3 – ELEVATIONS

NOTE: SEE B/W SUBMITTAL PACKAGE FOR ADDITIONAL ENHANCEMENTS NOT SHOWN

APRIL 10, 2003




2001149.00


50' X 105' LOTS
Big Sky
 SIMI VALLEY, CALIFORNIA
D-R-HORTON



WILLIAM HEZMALHALCH ARCHITECTS, INC.
 17875 VON KARMAN SUITE 404 IRVINE CA 92614-6256
 949 250 0807 www.wharchitects.com fax 949 250 1529
 3875 HOPYARD RD. SUITE 325 PLEASANTON CA 94588-8527
 925 463 1700 fax 925 463 1725



City of Simi Valley
 Environmental Services Department
April 23, 2003
 Case No. PD-S-939/940/941
 Exhibit B-11 (Revised)
 Colored




FRENCH COUNTRY ELEVATIONS
 ROOF MATERIAL: CONCRETE FLAT TILE
 FASCIA DETAIL: WOOD
 TRIM: STUCCO OR FOAM
 WALL MATERIAL: STUCCO
 RAILING: WOOD
 ACCENTS: WOOD SHUTTERS

RIGHT ELEVATION



REAR ELEVATION



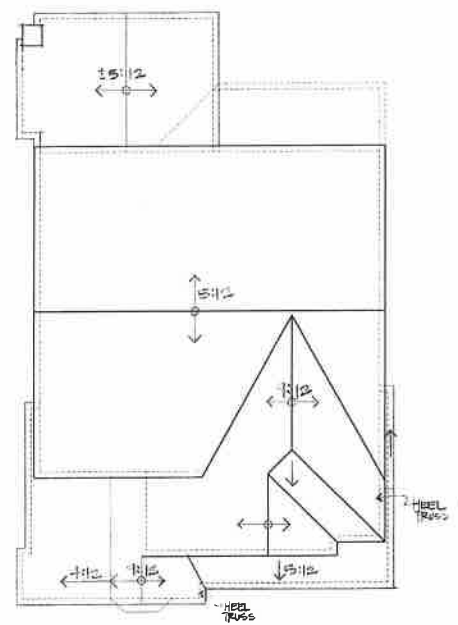
ENHANCED REAR ELEVATION



ENHANCED RIGHT ELEVATION

OPTIONAL STANDARDS

1. THE PROJECT SHALL BE LOCATED WITHIN AND BE CONSISTENT WITH AN APPROVED SPECIFIC PLAN
2. PHYSICAL SECURITY DEVICES SHALL BE INCORPORATED INTO THE DESIGN OF THE PROJECT.
3. THE PROJECT SHALL PROVIDE A MULTI-PURPOSE TRAIL SYSTEM
4. ARCHITECTURAL TREATMENT SHALL BE PROVIDED AROUND EACH WINDOW AND DOOR AREA ON ALL ELEVATIONS OF EACH UNIT, AND ROOF TREATMENT WITH EAVES SHALL BE PROVIDED ON ALL ELEVATIONS OF EACH UNIT.
5. THE PROJECT SHALL INTEGRATE ENRICHED LANDSCAPING IN PARKWAYS AND GREENBELTS THROUGHOUT THE SITE.
6. ROOF MATERIALS SHALL NOT CONSIST OF ASPHALT SHINGLES.
7. SEVENTY-FIVE (75%) PERCENT OR MORE OF THE HOUSES SHALL HAVE THREE (3) OR MORE BEDROOMS.
8. THE PROJECT SHALL PROVIDE A VARIETY OF DIFFERENT FLOOR PLANS AND DIFFERENT EXTERIOR TREATMENTS FOR EACH FLOOR PLAN DEPENDENT UPON AND CONSISTENT WITH, THE SIZE OF THE PROJECT.
9. ALL FRONT YARDS SHALL BE PLANTED WITH GRASS, CONTAINING IN-GROUND SPRINKLER SYSTEMS AND EMBELISHED WITH ADDITIONAL LANDSCAPING, SUCH AS FLOWERS, SHRUBS AND TREES.
10. ALL UNITS IN THE PROJECT SHALL HAVE 1,600 SQUARE FEET OR MORE OF FLOOR AREA.
11. THE PROJECT SHALL HAVE AN AFFORDABLE AGREEMENT WITH THE CITY, WHICH PROVIDES HOUSING AFFORDABLE TO PERSONS EARNING THE MEDIAN INCOME OR LESS.



ROOF PLAN



LEFT ELEVATION

CITY OF SIMI VALLEY ENHANCEMENTS
 PLAN 3A- FRENCH COUNTRY
 ELEVATIONS

NOTE: SEE BW SUBMITTAL PACKAGE FOR ADDITIONAL ENHANCEMENTS NOT SHOWN


APRIL 10, 2003
 REV. JANUARY 15, 2003
 2001149.00



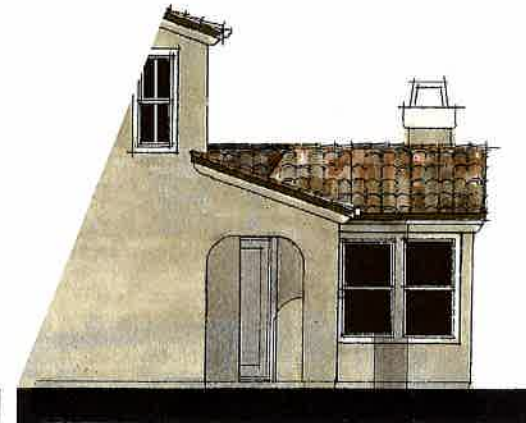
50' X 105' LOTS
Big Sky
 SIMI VALLEY, CALIFORNIA
D-R-HORTON

WH
 WILLIAM HEZMALHALCH
 ARCHITECTS INC.
 17875 VON KARMAN SUITE 404 IRVINE CA 92614-8256
 949 250 0607 www.wharchitects.com fax 949 250 1529
 3875 HOPYARD RD. SUITE 325 PLEASANTON CA 94586-8527
 925 463 1700 fax 925 463 1725

City of Simi Valley
 Environmental Services Department
 April 23, 2003
 Case No. PD-S-939/940/941
 Exhibit B-12 (Revised)
 Colored



RIGHT ELEVATION

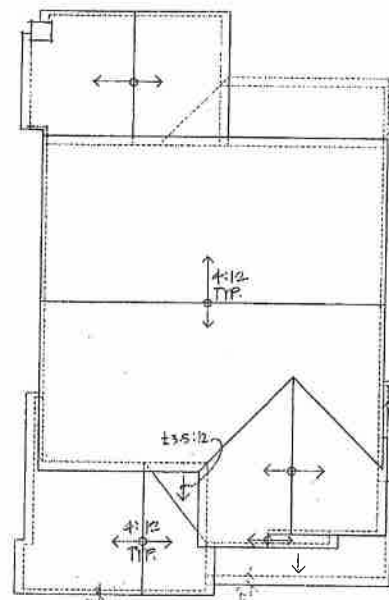


ENHANCED RIGHT ELEVATION



REAR ELEVATION


SPANISH COLONIAL ELEVATIONS
 ROOF MATERIAL: CONCRETE 5" TILE
 FASCIA DETAIL: WOOD
 TRIM: STUCCO OF FOAM
 WALL MATERIAL: STUCCO
 RAILING: WROUGHT IRON
 ACCENTS: WOOD SHUTTERS




ROOF PLAN

OPTIONAL STANDARDS

1. THE PROJECT SHALL BE LOCATED WITHIN AND BE CONSISTENT WITH AN APPROVED SPECIFIC PLAN
2. PHYSICAL SECURITY DEVICES SHALL BE INCORPORATED INTO THE DESIGN OF THE PROJECT.
3. THE PROJECT SHALL PROVIDE A MULTI-PURPOSE TRAIL SYSTEM
4. ARCHITECTURAL TREATMENT SHALL BE PROVIDED AROUND EACH WINDOW AND DOOR AREA ON ALL ELEVATIONS OF EACH UNIT, AND ROOF TREATMENT WITH EAVES SHALL BE PROVIDED ON ALL ELEVATIONS OF EACH UNIT.
5. THE PROJECT SHALL INTEGRATE ENRICHED LANDSCAPING IN PARKWAYS AND GREENBELTS THROUGHOUT THE SITE.
6. ROOF MATERIALS SHALL NOT CONSIST OF ASPHALT SHINGLES.
7. SEVENTY-FIVE (75%) PERCENT OR MORE OF THE HOUSES SHALL HAVE THREE (3) OR MORE BEDROOMS.
8. THE PROJECT SHALL PROVIDE A VARIETY OF DIFFERENT FLOOR PLANS AND DIFFERENT EXTERIOR TREATMENTS FOR EACH FLOOR PLAN DEPENDENT UPON, AND CONSISTENT WITH, THE SIZE OF THE PROJECT.
9. ALL FRONT YARDS SHALL BE PLANTED WITH GRASS, CONTAINING IN-GROUND SPRINKLER SYSTEMS AND EMBELISHED WITH ADDITIONAL LANDSCAPING, SUCH AS FLOWERS, SHRUBS AND TREES.
10. ALL UNITS IN THE PROJECT SHALL HAVE 1,600 SQUARE FEET OR MORE OF FLOOR AREA.
11. THE PROJECT SHALL HAVE AN AFFORDABLE AGREEMENT WITH THE CITY, WHICH PROVIDES HOUSING AFFORDABLE TO PERSONS EARNING THE MEDIAN INCOME OR LESS.



ENHANCED REAR ELEVATION



LEFT ELEVATION

© 2003 WILLIAM HEZMALHALCH ARCHITECTS, INC.

PLAN 3B – SPANISH COLONIAL ELEVATIONS

NOTE: SEE B/W SUBMITTAL PACKAGE FOR ADDITIONAL ENHANCEMENTS NOT SHOWN


APRIL 10, 2003
 2001149.00




50' X 105' LOTS
Big Sky
 SIMI VALLEY, CALIFORNIA
D·R·HORTON



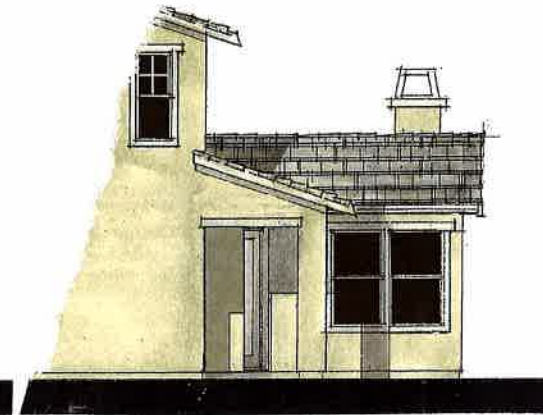
WILLIAM HEZMALHALCH ARCHITECTS INC.
 2850 REDHILL AVENUE, SUITE 200 SANTA ANA CA 92705-5543
 949 250 0607 www.wharchitects.com fax 949 250 1529
 3876 HOPYARD RD. SUITE 325 PLEASANTON CA 94588-8527
 925 463 1700 fax 925 463 1725



City of Simi Valley
 Environmental Services Department
 April 23, 2003
 Case No. PD-S-939/940/941
 Exhibit B-13 (Revised)
 Colored



RIGHT ELEVATION

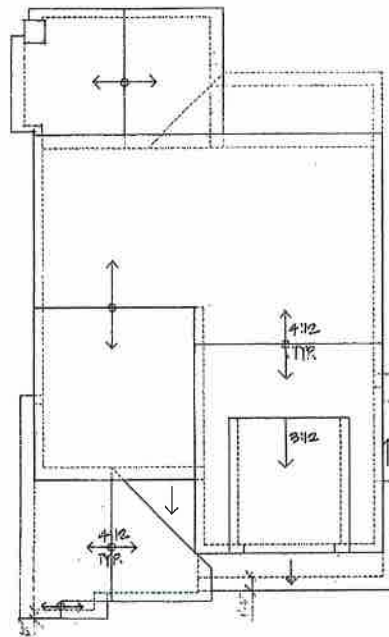


ENHANCED RIGHT ELEVATION



REAR ELEVATION

CRAFTSMAN ELEVATIONS
 ROOF MATERIAL: CONCRETE FLAT TILE
 TRAIL: WOOD
 WALL MATERIAL: WOOD & STUCCO OR FOAM STUCCO
 SIDING/SINGLES: HARD-PLANK, OIL SHALAR
 STONE: MANUFACTURED VENER
 RAILING: WOOD
 ACCENTS: WOOD SHUTTERS, OUTLOOKERS




ROOF PLAN

OPTIONAL STANDARDS

1. THE PROJECT SHALL BE LOCATED WITHIN AND BE CONSISTENT WITH AN APPROVED SPECIFIC PLAN
2. PHYSICAL SECURITY DEVICES SHALL BE INCORPORATED INTO THE DESIGN OF THE PROJECT.
3. THE PROJECT SHALL PROVIDE A MULTI-PURPOSE TRAIL SYSTEM
4. ARCHITECTURAL TREATMENT SHALL BE PROVIDED AROUND EACH WINDOW AND DOOR AREA ON ALL ELEVATIONS OF EACH UNIT, AND ROOF TREATMENT WITH EAVES SHALL BE PROVIDED ON ALL ELEVATIONS OF EACH UNIT.
5. THE PROJECT SHALL INTEGRATE ENRICHED LANDSCAPING IN PARKWAYS AND GREENBELTS THROUGHOUT THE SITE.
6. ROOF MATERIALS SHALL NOT CONSIST OF ASPHALT SHINGLES.
7. SEVENTY-FIVE (75%) PERCENT OR MORE OF THE HOUSES SHALL HAVE THREE (3) OR MORE BEDROOMS.
8. THE PROJECT SHALL PROVIDE A VARIETY OF DIFFERENT FLOOR PLANS AND DIFFERENT EXTERIOR TREATMENTS FOR EACH FLOOR PLAN DEPENDENT UPON, AND CONSISTENT WITH, THE SIZE OF THE PROJECT.
9. ALL FRONT YARDS SHALL BE PLANTED WITH GRASS, CONTAINING IN-GROUND SPRINKLER SYSTEMS AND EMBELISHED WITH ADDITIONAL LANDSCAPING, SUCH AS FLOWERS, SHRUBS AND TREES.
10. ALL UNITS IN THE PROJECT SHALL HAVE 1,600 SQUARE FEET OR MORE OF FLOOR AREA.
11. THE PROJECT SHALL HAVE AN AFFORDABLE AGREEMENT WITH THE CITY, WHICH PROVIDES HOUSING AFFORDABLE TO PERSONS EARNING THE MEDIAN INCOME OR LESS.



ENHANCED REAR ELEVATION



LEFT ELEVATION

©2003 WILLIAM HEZMALHALCH ARCHITECTS, INC.

PLAN 3C - CRAFTSMAN ELEVATIONS

50' X 105' LOTS

Big Sky
 SIMI VALLEY, CALIFORNIA
D-R-HORION

NOTE: SEE B/W SUBMITTAL PACKAGE FOR ADDITIONAL ENHANCEMENTS NOT SHOWN

APRIL 10, 2003
 2001149.00



WILLIAM HEZMALHALCH ARCHITECTS INC.
 2850 REDHILL AVENUE SUITE 200 SANTA ANA CA 92705-6543
 949 250 0607 www.wharchitects.com fax 949 250 1828
 3875 HOPYARD RD. SUITE 326 PLEASANTON CA 94588-8527
 926 463 1700 fax 925 463 1725

3.4

City of Simi Valley
 Environmental Services Department
 April 23, 2003
 Case No. PD-S-939/940/941
 Exhibit B-14 (Revised)
 Colored



FRENCH COUNTRY ELEVATIONS
 ROOF MATERIAL: CONCRETE FLAT TILE
 FASCIA DETAIL: WOOD
 TRIM: STUCCO OF FOAM
 WALL MATERIAL: STUCCO
 RAILING: WOOD
 ACCENTS: WOOD SHUTTERS

COLOR SCHEME # 22

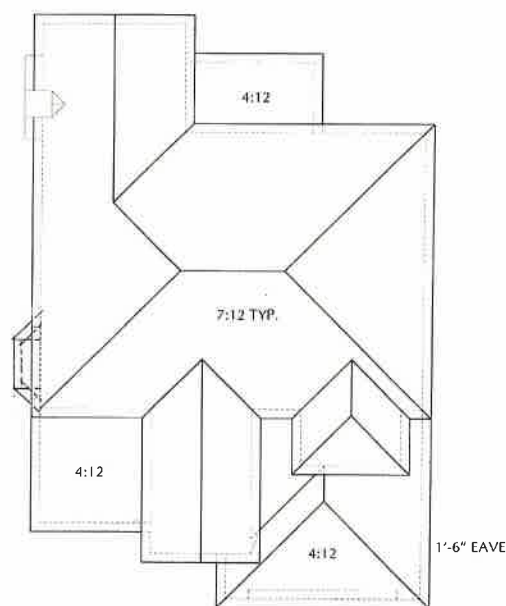
FRONT ELEVATION PLAN 4A
 FRENCH COUNTRY



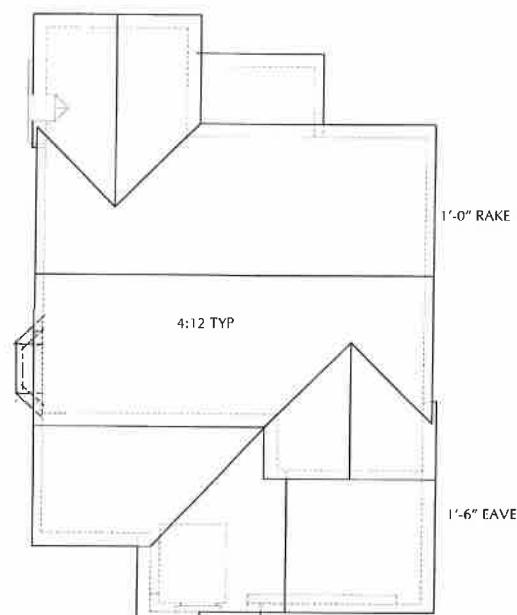
SPANISH TRADITIONAL ELEVATIONS
 ROOF MATERIAL: CONCRETE FLAT TILE
 FASCIA DETAIL: WOOD
 TRIM: STUCCO OF FOAM
 WALL MATERIAL: STUCCO
 RAILING: WROUGHT IRON
 ACCENTS: WOOD SHUTTERS

COLOR SCHEME # 24-A

FRONT ELEVATION PLAN 4D
 SPANISH TRADITIONAL



ROOF PLAN 4A



ROOF PLAN 4D

PLAN 4 - ELEVATIONS



CRAFTSMAN ELEVATIONS
 ROOF MATERIAL: CONCRETE FLAT TILE
 FASCIA DETAIL: WOOD
 TRIM: WOOD & STUCCO OF FOAM
 WALL MATERIAL: STUCCO
 SERRATED RAILING: STUCCO
 STONE: ANAHEIM TILED VINYL
 RAILING: STUCCO
 ACCENTS: WOOD SHUTTERS, OUTLOOKERS

© 2002 WILLIAM HEZMALHALCH ARCHITECTS, INC.
 COLOR SCHEME # 29

FRONT ELEVATION PLAN 4C
 CRAFTSMAN

NOTE: SEE B/W SUBMITTAL PACKAGE FOR ADDITIONAL ENHANCEMENTS NOT SHOWN

APRIL 10, 2003
 200150.00



55' X 105' LOTS


Big Sky
 SIMI VALLEY, CALIFORNIA
D-R-HORTON



WILLIAM HEZMALHALCH
 ARCHITECTS, INC.
 17875 VON KARMAN SUITE 404 IRVINE CA 92614-6256
 949 250 0607 www.wharchitects.com fax 949 250 1529
 3875 HOPYARD RD. SUITE 325 PLEASANTON CA 94588-8527
 925 463 1700 fax 925 463 1725




City of Simi Valley
 Environmental Services Department
 April 23, 2003
 Case No. PD-S-939/940/941
 Exhibit B-15 (Revised)
 Colored

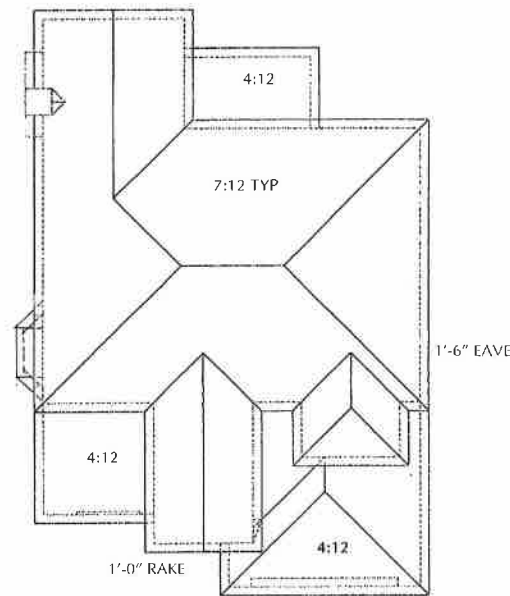


FRENCH COUNTRY ELEVATIONS
 ROOF MATERIAL: CEDAR SHAKE
 FASCIA DETAIL: WOOD
 TRIM: STUCCO OF FORM
 SINK MATERIAL: WOOD
 RAFTERS: WOOD SHIFTERS

RIGHT ELEVATION




REAR ELEVATION



ROOF PLAN

OPTIONAL STANDARDS

1. THE PROJECT SHALL BE LOCATED WITHIN AND BE CONSISTENT WITH AN APPROVED SPECIFIC PLAN
2. PHYSICAL SECURITY DEVICES SHALL BE INCORPORATED INTO THE DESIGN OF THE PROJECT.
3. THE PROJECT SHALL PROVIDE A MULTI-PURPOSE TRAIL SYSTEM
4. ARCHITECTURAL TREATMENT SHALL BE PROVIDED AROUND EACH WINDOW AND DOOR AREA ON ALL ELEVATIONS OF EACH UNIT, AND ROOF TREATMENT WITH EAVES SHALL BE PROVIDED ON ALL ELEVATIONS OF EACH UNIT.
5. THE PROJECT SHALL INTEGRATE ENRICHED LANDSCAPING IN PARKWAYS AND GREENBELTS THROUGHOUT THE SITE.
6. ROOF MATERIALS SHALL NOT CONSIST OF ASPHALT SHINGLES.
7. SEVENTY-FIVE (75%) PERCENT OR MORE OF THE HOUSES SHALL HAVE THREE (3) OR MORE BEDROOMS.
8. THE PROJECT SHALL PROVIDE A VARIETY OF DIFFERENT FLOOR PLANS AND DIFFERENT EXTERIOR TREATMENTS FOR EACH FLOOR PLAN DEPENDENT UPON, AND CONSISTENT WITH, THE SIZE OF THE PROJECT.
9. ALL FRONT YARDS SHALL BE PLANTED WITH GRASS, CONTAINING IN-GROUND SPRINKLER SYSTEMS AND EMBELLISHED WITH ADDITIONAL LANDSCAPING, SUCH AS FLOWERS, SHRUBS AND TREES.
10. ALL UNITS IN THE PROJECT SHALL HAVE 1,600 SQUARE FEET OR MORE OF FLOOR AREA.
11. THE PROJECT SHALL HAVE AN AFFORDABLE AGREEMENT WITH THE CITY, WHICH PROVIDES HOUSING AFFORDABLE TO PERSONS EARNING THE MEDIAN INCOME OR LESS.



LEFT ELEVATION

PLAN 4A - FRENCH COUNTRY ELEVATIONS

NOTE: SEE B/W SUBMITTAL PACKAGE FOR ADDITIONAL ENHANCEMENTS NOT SHOWN

APRIL 10, 2003 <hr/> 2001150.00	0 4 8 12 	55' X 105' LOTS <h2 style="margin: 0;">Big Sky</h2> SIMI VALLEY, CALIFORNIA D-R-HORTON	 WILLIAM HEZMALHALCH ARCHITECTS INC. <small>2850 REDHILL AVENUE SUITE 200 SANTA ANA CA 92705-5543 949 250 0507 www.wharchitects.com fax 949 250 1529 3875 HOPYARD RD, SUITE 325 PLEASANTON CA 94588-8527 925 463 1700 fax 925 463 1725</small>	 City of Simi Valley Environmental Services Department April 23, 2003 Case No. PD-S-939/940/941 Exhibit B-17 (Revised) Colored
------------------------------------	--------------	---	---	--



SPANISH TRADITIONAL ELEVATIONS
 ROOF MATERIAL: CONCRETE FLAT TILE
 FASCIA: WOOD
 TRIM: STUCCO OR FOAM
 WALL MATERIAL: STUCCO
 RAILING: WOOD
 ACCENTS: WOOD SHUTTERS

COLOR SCHEME # 25

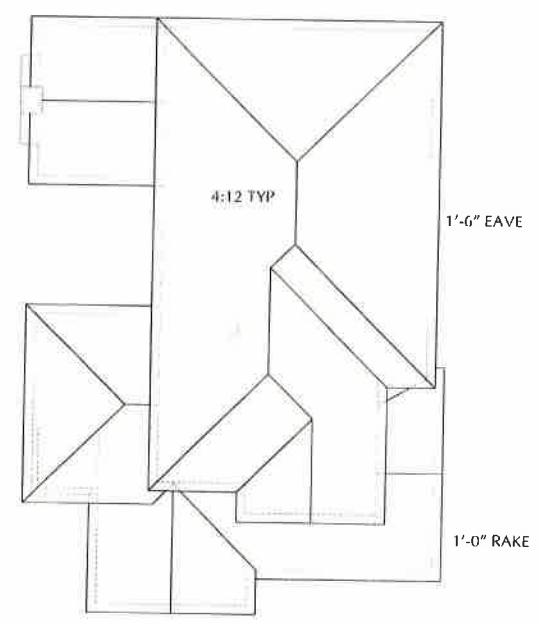
FRONT ELEVATION PLAN 5D
 SPANISH COLONIAL



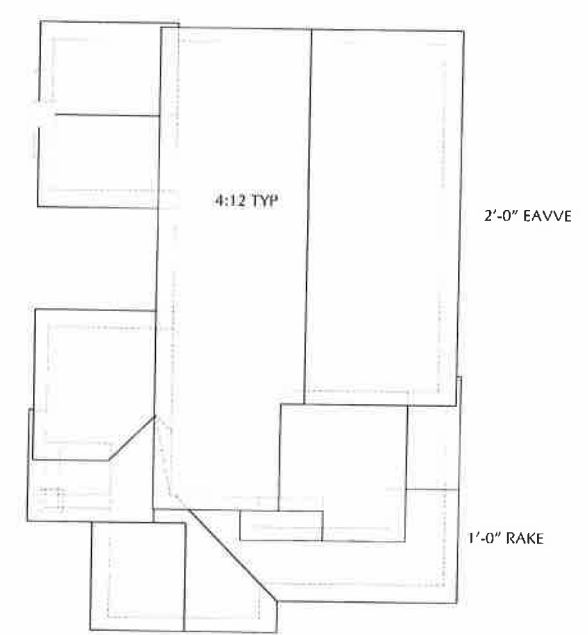
CRAFTSMAN ELEVATIONS
 ROOF MATERIAL: CONCRETE FLAT TILE
 FASCIA: WOOD
 TRIM: WOOD OR STUCCO OR FOAM
 WALL MATERIAL: STUCCO
 RAILING: WOOD
 ACCENTS: WOOD SHUTTERS, CASTLEWORK

COLOR SCHEME # 211

FRONT ELEVATION PLAN 5C
 CRAFTSMAN



ROOF PLAN 5D



ROOF PLAN 5C

PLAN 5 - ELEVATIONS



FRENCH COUNTRY ELEVATIONS
 ROOF MATERIAL: CONCRETE FLAT TILE
 FASCIA: WOOD
 TRIM: WOOD OR STUCCO OR FOAM
 WALL MATERIAL: STUCCO
 RAILING: WOOD
 ACCENTS: WOOD SHUTTERS

COLOR SCHEME # 23

FRONT ELEVATION PLAN 5A
 FRENCH COUNTRY

NOTE: SEE B/W SUBMITTAL PACKAGE FOR ADDITIONAL ENHANCEMENTS NOT SHOWN


APRIL 10, 2003
 200150.00




55' X 105' LOTS
Big Sky
 SIMI VALLEY, CALIFORNIA
D-R HORTON

W
 WILLIAM HEZMALHALCH
 ARCHITECTS INC.
 17875 VON KARMAN SUITE 404 IRVINE CA 92614-6256
 949 250 0607 www.wharchitects.com fax 949 250 1529
 3875 HOPKINSON RD. SUITE 325 PLEASANTON CA 94588-8527
 925 463 1700 fax 925 463 1725

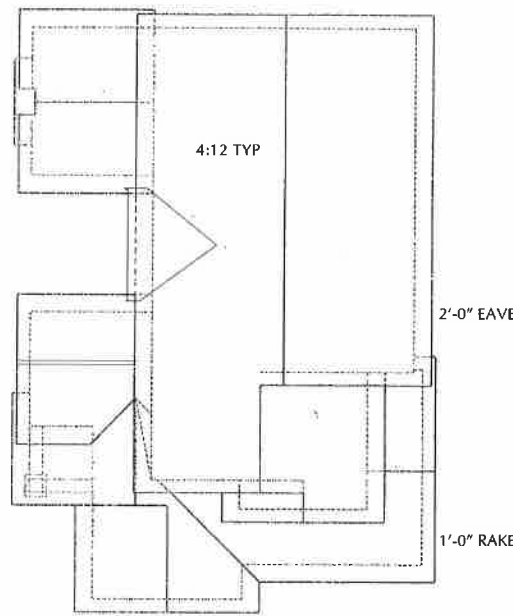
City of Simi Valley
 Environmental Services Department
 April 23, 2003
 Case No. PD-S-939/940/941
 Exhibit B-19 (Revised)
 Colored



RIGHT ELEVATION



REAR ELEVATION



ROOF PLAN

OPTIONAL STANDARDS

1. THE PROJECT SHALL BE LOCATED WITHIN AND BE CONSISTENT WITH AN APPROVED SPECIFIC PLAN
2. PHYSICAL SECURITY DEVICES SHALL BE INCORPORATED INTO THE DESIGN OF THE PROJECT.
3. THE PROJECT SHALL PROVIDE A MULTI-PURPOSE TRAIL SYSTEM
4. ARCHITECTURAL TREATMENT SHALL BE PROVIDED AROUND EACH WINDOW AND DOOR AREA ON ALL ELEVATIONS OF EACH UNIT, AND ROOF TREATMENT WITH EAVES SHALL BE PROVIDED ON ALL ELEVATIONS OF EACH UNIT.
5. THE PROJECT SHALL INTEGRATE ENRICHED LANDSCAPING IN PARKWAYS AND GREENBELTS THROUGHOUT THE SITE.
6. ROOF MATERIALS SHALL NOT CONSIST OF ASPHALT SHINGLES.
7. SEVENTY-FIVE (75%) PERCENT OR MORE OF THE HOUSES SHALL HAVE THREE (3) OR MORE BEDROOMS.
8. THE PROJECT SHALL PROVIDE A VARIETY OF DIFFERENT FLOOR PLANS AND DIFFERENT EXTERIOR TREATMENTS FOR EACH FLOOR PLAN DEPENDENT UPON, AND CONSISTENT WITH, THE SIZE OF THE PROJECT.
9. ALL FRONT YARDS SHALL BE PLANTED WITH GRASS, CONTAINING IN-GROUND SPRINKLER SYSTEMS AND EMBELISHED WITH ADDITIONAL LANDSCAPING, SUCH AS FLOWERS, SHRUBS AND TREES.
10. ALL UNITS IN THE PROJECT SHALL HAVE 1,600 SQUARE FEET OR MORE OF FLOOR AREA.
11. THE PROJECT SHALL HAVE AN AFFORDABLE AGREEMENT WITH THE CITY, WHICH PROVIDES HOUSING AFFORDABLE TO PERSONS EARNING THE MEDIAN INCOME OR LESS.



© 2003 WILLIAM HEZMALHALCH ARCHITECTS, INC.

LEFT ELEVATION

PLAN 5C – CRAFTSMAN ELEVATIONS

NOTE: SEE B/W SUBMITTAL PACKAGE FOR ADDITIONAL ENHANCEMENTS NOT SHOWN

55' X 105' LOTS

Big Sky

:(SIMI VALLEY, CALIFORNIA

D-R HORTON



WILLIAM HEZMALHALCH ARCHITECTS INC.
 2860 REDHILL AVENUE, SUITE 200 SANTA ANA CA 92705-5643
 949 250 0807 www.wharchitects.com fax 949 250 1528
 3876 HOPYARD RD. SUITE 325 PLEASANTON CA 94588-8527
 925 463 1700 fax 925 463 1725



City of Simi Valley
 Environmental Services Department
 April 23, 2003
 Case No. PD-S-939/940/941
 Exhibit B-22 (Revised)
 Colored

APRIL 10, 2003
 2001150.00





FRENCH COUNTRY ELEVATIONS
 ROOF MATERIAL: CONCRETE FLAT TILE
 FASCIA DETAIL: WOOD
 TRIM: STUCCO (U/ FOAM)
 WALL MATERIAL: STUCCO
 RAILING: WOOD
 ACCENTS: WOOD SHUTTERS

COLOR SCHEME # 21

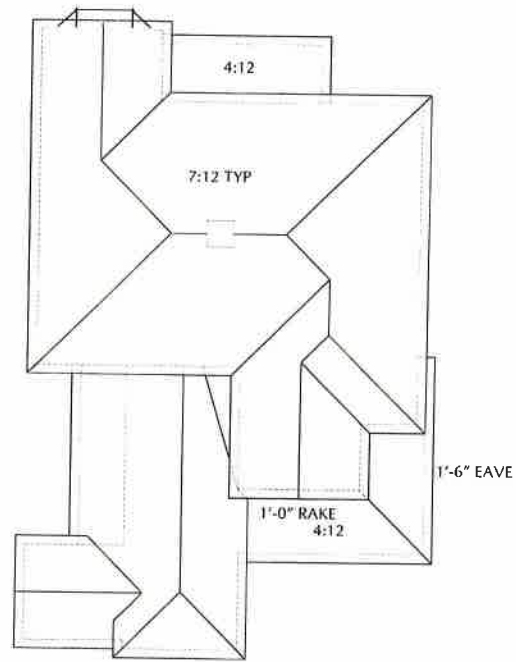
FRONT ELEVATION PLAN 6A
 FRENCH COUNTRY



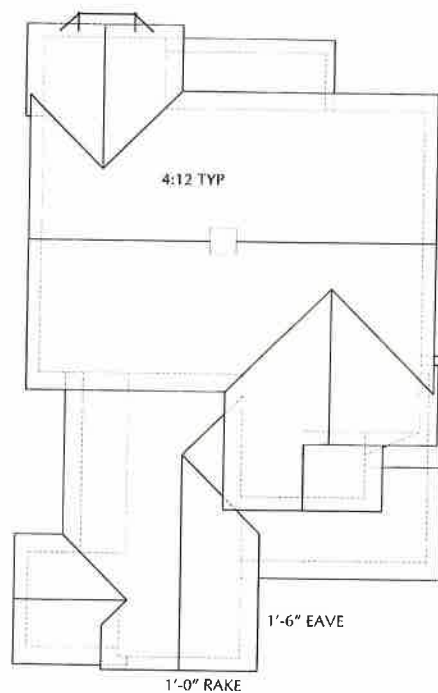
CRAFTSMAN ELEVATIONS
 ROOF MATERIAL: CONCRETE FLAT TILE
 FASCIA DETAIL: WOOD
 TRIM: WOOD & STUCCO (U/ FOAM)
 WALL MATERIAL: STUCCO
 RAILING: WOOD
 ACCENTS: WOOD SHUTTERS, CASTLEWORK

COLOR SCHEME # 210

FRONT ELEVATION PLAN 6C
 CRAFTSMAN



ROOF PLAN 6A



ROOF PLAN 6C

PLAN 6 - ELEVATIONS



SPANISH COLONIAL ELEVATIONS
 ROOF MATERIAL: CONCRETE FLAT TILE
 FASCIA DETAIL: WOOD
 TRIM: STUCCO (U/ FOAM)
 WALL MATERIAL: STUCCO
 RAILING: WROUGHT IRON
 ACCENTS: WOOD SHUTTERS

COLOR SCHEME # 27

FRONT ELEVATION PLAN 6B
 SPANISH TRADITIONAL

NOTE: SEE B/W SUBMITTAL PACKAGE FOR ADDITIONAL ENHANCEMENTS NOT SHOWN

APRIL 10, 2003
 200150.00



55' X 105' LOTS
Big Sky
 SIMI VALLEY, CALIFORNIA

D·R·HORTON



WILLIAM HEZMALHALCH ARCHITECTS INC.
 17875 VON KARMAN SUITE 404 IRVINE CA 92614-6256
 949 250 0607 www.wharchitects.com fax 949 250 1529
 3875 HOPYARD RD. SUITE 325 PLEASANTON CA 94568-0527
 925 463 1700 fax 925 463 1726

City of Simi Valley
 Environmental Services Department
 April 23, 2003
 Case No. PD-S-939/940/941
 Exhibit B-23 (Revised)
 Colored

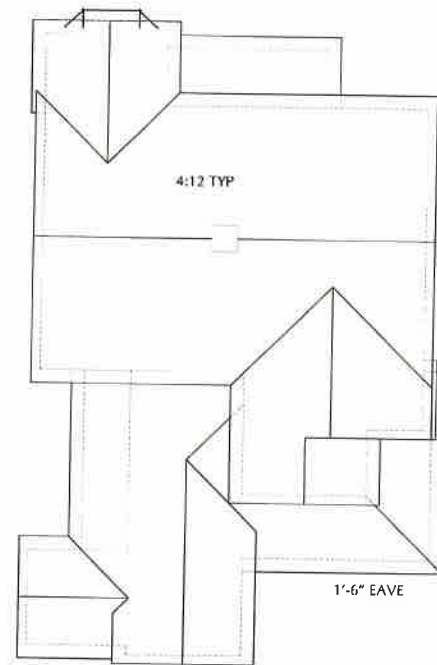


SPANISH COLONIAL ELEVATIONS
 ROOF MATERIAL: CONCRETE 5" TILE
 FLOOR FINISH: WOOD
 TRIM: STUCCO 0'-FOAM
 WALL MATERIAL: STUCCO
 PAINT: WOODKENT BROWN
 ELEMENTS: WOOD SHUTTERS

RIGHT ELEVATION



REAR ELEVATION



ROOF PLAN

OPTIONAL STANDARDS

1. THE PROJECT SHALL BE LOCATED WITHIN AND BE CONSISTENT WITH AN APPROVED SPECIFIC PLAN
2. PHYSICAL SECURITY DEVICES SHALL BE INCORPORATED INTO THE DESIGN OF THE PROJECT.
3. THE PROJECT SHALL PROVIDE A MULTI-PURPOSE TRAIL SYSTEM
4. ARCHITECTURAL TREATMENT SHALL BE PROVIDED AROUND EACH WINDOW AND DOOR AREA ON ALL ELEVATIONS OF EACH UNIT, AND ROOF TREATMENT WITH EAVES SHALL BE PROVIDED ON ALL ELEVATIONS OF EACH UNIT.
5. THE PROJECT SHALL INTEGRATE ENRICHED LANDSCAPING IN PARKWAYS AND GREENBELTS THROUGHOUT THE SITE.
6. ROOF MATERIALS SHALL NOT CONSIST OF ASPHALT SHINGLES.
7. SEVENTY-FIVE (75%) PERCENT OR MORE OF THE HOUSES SHALL HAVE THREE (3) OR MORE BEDROOMS.
8. THE PROJECT SHALL PROVIDE A VARIETY OF DIFFERENT FLOOR PLANS AND DIFFERENT EXTERIOR TREATMENTS FOR EACH FLOOR PLAN DEPENDENT UPON, AND CONSISTENT WITH, THE SIZE OF THE PROJECT.
9. ALL FRONT YARDS SHALL BE PLANTED WITH GRASS, CONTAINING IN-GROUND SPRINKLER SYSTEMS AND EMBELISHED WITH ADDITIONAL LANDSCAPING, SUCH AS FLOWERS, SHRUBS AND TREES.
10. ALL UNITS IN THE PROJECT SHALL HAVE 1,600 SQUARE FEET OR MORE OF FLOOR AREA.
11. THE PROJECT SHALL HAVE AN AFFORDABLE AGREEMENT WITH THE CITY, WHICH PROVIDES HOUSING AFFORDABLE TO PERSONS EARNING THE MEDIAN INCOME OR LESS.



LEFT ELEVATION

CITY OF SIMI VALLEY ENHANCEMENTS
 PLAN 6B - SPANISH TRADITIONAL
 ELEVATIONS

55' X 105' LOTS

Big Sky

SIMI VALLEY, CALIFORNIA

D-R-HORTON

NOTE: SEE B/W SUBMITTAL PACKAGE FOR ADDITIONAL ENHANCEMENTS NOT SHOWN

APRIL 10, 2003




2001150.00



WILLIAM HEZMALHALCH
 ARCHITECTS INC.
 17875 VON KARMAN SUITE 404 IRVINE CA 92614-6256
 949 250 0607 www.wharchitects.com fax 949 250 1529
 3875 HOPYARD RD. SUITE 325 PLEASANTON CA 94588-8527
 925 463 1700 fax 925 463 1725

City of Simi Valley
 Environmental Services Department
 April 23, 2003
 Case No. PD-S-939/940/941
 Exhibit B-24 (Revised)
 Colored

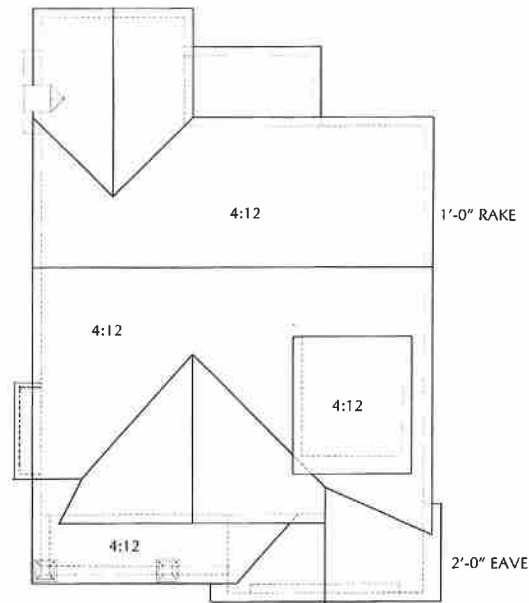


RIGHT ELEVATION

CRAFTSMAN ELEVATIONS
 ROOF MATERIAL: CONCRETE FLAT TILE
 FASCIA DETAIL: WOOD
 TRIM: WOOD & STUCCO / FOAM
 VENEER MATERIAL: STUCCO
 SPINDLES: HARD PLANK OR SIMILAR
 STONE: MANUFACTURED VENEER
 Siding: WOOD
 ACCENTS: STUCCO SHEETWORK, OUTDOOR



REAR ELEVATION



ROOF PLAN

OPTIONAL STANDARDS

1. THE PROJECT SHALL BE LOCATED WITHIN AND BE CONSISTENT WITH AN APPROVED SPECIFIC PLAN
2. PHYSICAL SECURITY DEVICES SHALL BE INCORPORATED INTO THE DESIGN OF THE PROJECT
3. THE PROJECT SHALL PROVIDE A MULTI-PURPOSE TRAIL SYSTEM
4. ARCHITECTURAL TREATMENT SHALL BE PROVIDED AROUND EACH WINDOW AND DOOR AREA ON ALL ELEVATIONS OF EACH UNIT, AND ROOF TREATMENT WITH EAVES SHALL BE PROVIDED ON ALL ELEVATIONS OF EACH UNIT.
5. THE PROJECT SHALL INTEGRATE ENRICHED LANDSCAPING IN PARKWAYS AND GREENBELTS THROUGHOUT THE SITE.
6. ROOF MATERIALS SHALL NOT CONSIST OF ASPHALT SHINGLES.
7. SEVENTY-FIVE (75%) PERCENT OR MORE OF THE HOUSES SHALL HAVE THREE (3) OR MORE BEDROOMS.
8. THE PROJECT SHALL PROVIDE A VARIETY OF DIFFERENT FLOOR PLANS AND DIFFERENT EXTERIOR TREATMENTS FOR EACH FLOOR PLAN DEPENDENT UPON, AND CONSISTENT WITH, THE SIZE OF THE PROJECT.
9. ALL FRONT YARDS SHALL BE PLANTED WITH GRASS, CONTAINING IN-GROUND SPRINKLER SYSTEMS AND EMBELISHED WITH ADDITIONAL LANDSCAPING, SUCH AS FLOWERS, SHRUBS AND TREES.
10. ALL UNITS IN THE PROJECT SHALL HAVE 1,600 SQUARE FEET OR MORE OF FLOOR AREA.
11. THE PROJECT SHALL HAVE AN AFFORDABLE AGREEMENT WITH THE CITY, WHICH PROVIDES HOUSING AFFORDABLE TO PERSONS EARNING THE MEDIAN INCOME OR LESS.



LEFT ELEVATION

CITY OF SIMI VALLEY ENHANCEMENTS
 PLAN 4C - CRAFTSMAN
 ELEVATIONS

55' X 105' LOTS

Big Sky

SIMI VALLEY, CALIFORNIA

D-R-HORTON


NOTE: SEE B/W SUBMITTAL PACKAGE FOR ADDITIONAL ENHANCEMENTS NOT SHOWN

APRIL 10, 2003
 2001150.00



WILLIAM HEZMALHALCH ARCHITECTS INC.
 17875 VON KARMAN SUITE 404 IRVINE CA 92614-6256
 949 250 0607 www.wharchitects.com fax 949 250 1529
 3875 HOPYARD RD. SUITE 325 PLEASANTON CA 94588-8527
 925 463 1700 fax 925 463 1725

City of Simi Valley
 Environmental Services Department
 April 23, 2003
 Case No. PD-S-939/940/941
 Exhibit B-16 (Revised)
 Colored

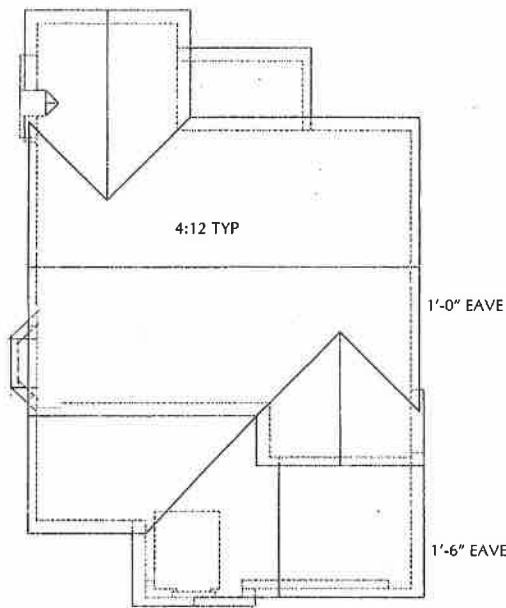


SPANISH TRADITIONAL ELEVATIONS
 ROOF MATERIAL: CONCRETE 12" TILE
 FASCIA DETAIL: WOOD
 TRIM: STUCCO OR PDAM
 WALL MATERIAL: STUCCO
 RAILING: WROUGHT IRON
 ACCENTS: WOOD SHUTTERS

RIGHT ELEVATION



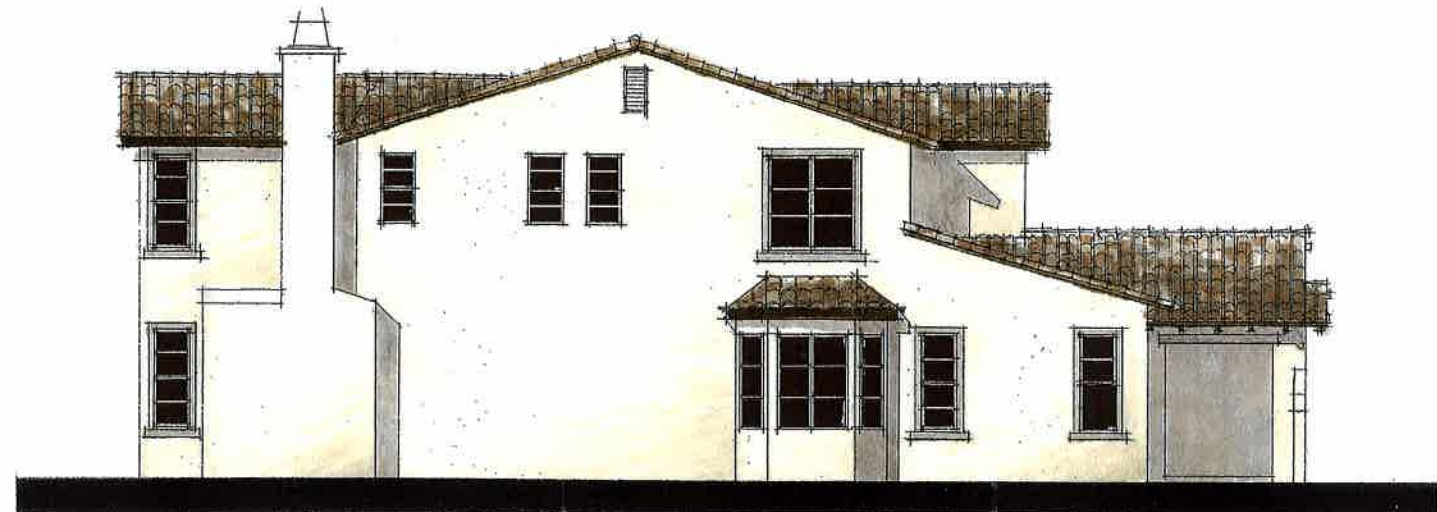
REAR ELEVATION



ROOF PLAN

OPTIONAL STANDARDS

1. THE PROJECT SHALL BE LOCATED WITHIN AND BE CONSISTENT WITH AN APPROVED SPECIFIC PLAN
2. PHYSICAL SECURITY DEVICES SHALL BE INCORPORATED INTO THE DESIGN OF THE PROJECT.
3. THE PROJECT SHALL PROVIDE A MULTI-PURPOSE TRAIL SYSTEM
4. ARCHITECTURAL TREATMENT SHALL BE PROVIDED AROUND EACH WINDOW AND DOOR AREA ON ALL ELEVATIONS OF EACH UNIT, AND ROOF TREATMENT WITH EAVES SHALL BE PROVIDED ON ALL ELEVATIONS OF EACH UNIT.
5. THE PROJECT SHALL INTEGRATE ENRICHED LANDSCAPING IN PARKWAYS AND GREENBELTS THROUGHOUT THE SITE.
6. ROOF MATERIALS SHALL NOT CONSIST OF ASPHALT SHINGLES.
7. SEVENTY-FIVE (75%) PERCENT OR MORE OF THE HOUSES SHALL HAVE THREE (3) OR MORE BEDROOMS.
8. THE PROJECT SHALL PROVIDE A VARIETY OF DIFFERENT FLOOR PLANS AND DIFFERENT EXTERIOR TREATMENTS FOR EACH FLOOR PLAN DEPENDENT UPON, AND CONSISTENT WITH, THE SIZE OF THE PROJECT.
9. ALL FRONT YARDS SHALL BE PLANTED WITH GRASS, CONTAINING IN-GROUND SPRINKLER SYSTEMS AND EMBELISHED WITH ADDITIONAL LANDSCAPING, SUCH AS FLOWERS, SHRUBS AND TREES.
10. ALL UNITS IN THE PROJECT SHALL HAVE 1,600 SQUARE FEET OR MORE OF FLOOR AREA.
11. THE PROJECT SHALL HAVE AN AFFORDABLE AGREEMENT WITH THE CITY, WHICH PROVIDES HOUSING AFFORDABLE TO PERSONS EARNING THE MEDIAN INCOME OR LESS.



LEFT ELEVATION

PLAN 4B – SPANISH TRADITIONAL ELEVATIONS

NOTE: SEE B/W SUBMITTAL PACKAGE FOR ADDITIONAL ENHANCEMENTS NOT SHOWN

APRIL 10, 2003
 200150.00



55' X 105' LOTS
Big Sky
 SIMI VALLEY, CALIFORNIA
D-R-HORTON

WH
 WILLIAM HEZMALHALCH
 ARCHITECTS INC.
 2880 REDHILL AVENUE SUITE 200 SANTA ANA CA 92705-5543
 949 250 0807 www.wharchitects.com fax 949 250 1529
 3875 HOPYARD RD. SUITE 325 PLEASANTON CA 94588-8527
 925 463 1700 fax 925 463 1725

City of Simi Valley
 Environmental Services Department
 April 23, 2003
 Case No. PD-S-939/940/941
 Exhibit B-18 (Revised)
 Colored

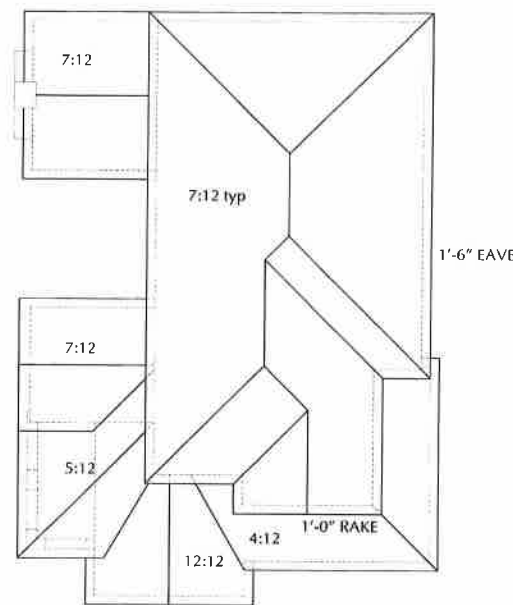


FRENCH COUNTRY ELEVATIONS
 ROOF MATERIAL: CONCRETE FLAT TILE
 FASCIA (W/TA): WOOD
 TRIM: STUCCO OF ADAM
 WALL MATERIAL: STUCCO
 RAFTERS: WOOD
 ACCENTS: WOOD SHUTTLES

RIGHT ELEVATION



REAR ELEVATION



ROOF PLAN

OPTIONAL STANDARDS

1. THE PROJECT SHALL BE LOCATED WITHIN AND BE CONSISTENT WITH AN APPROVED SPECIFIC PLAN
2. PHYSICAL SECURITY DEVICES SHALL BE INCORPORATED INTO THE DESIGN OF THE PROJECT.
3. THE PROJECT SHALL PROVIDE A MULTI-PURPOSE TRAIL SYSTEM
4. ARCHITECTURAL TREATMENT SHALL BE PROVIDED AROUND EACH WINDOW AND DOOR AREA ON ALL ELEVATIONS OF EACH UNIT, AND ROOF TREATMENT WITH EAVES SHALL BE PROVIDED ON ALL ELEVATIONS OF EACH UNIT.
5. THE PROJECT SHALL INTEGRATE ENRICHED LANDSCAPING IN PARKWAYS AND GREENBELTS THROUGHOUT THE SITE.
6. ROOF MATERIALS SHALL NOT CONSIST OF ASPHALT SHINGLES.
7. SEVENTY-FIVE (75%) PERCENT OR MORE OF THE HOUSES SHALL HAVE THREE (3) OR MORE BEDROOMS.
8. THE PROJECT SHALL PROVIDE A VARIETY OF DIFFERENT FLOOR PLANS AND DIFFERENT EXTERIOR TREATMENTS FOR EACH FLOOR PLAN DEPENDENT UPON, AND CONSISTENT WITH, THE SIZE OF THE PROJECT.
9. ALL FRONT YARDS SHALL BE PLANTED WITH GRASS, CONTAINING IN-GROUND SPRINKLER SYSTEMS AND EMBELISHED WITH ADDITIONAL LANDSCAPING, SUCH AS FLOWERS, SHRUBS AND TREES.
10. ALL UNITS IN THE PROJECT SHALL HAVE 1,600 SQUARE FEET OR MORE OF FLOOR AREA.
11. THE PROJECT SHALL HAVE AN AFFORDABLE AGREEMENT WITH THE CITY, WHICH PROVIDES HOUSING AFFORDABLE TO PERSONS EARNING THE MEDIAN INCOME OR LESS.



LEFT ELEVATION

CITY OF SIMI VALLEY ENHANCEMENTS
 PLAN 5A - FRENCH COUNTRY
 ELEVATIONS

55' X 105' LOTS

Big Sky

SIMI VALLEY, CALIFORNIA

D-R-HORTON

NOTE: SEE B/W SUBMITTAL PACKAGE FOR ADDITIONAL ENHANCEMENTS NOT SHOWN

APRIL 10, 2003
 REV. JANUARY 15, 2003
 2001150.00



WILLIAM HEZMALHALCH
 ARCHITECTS INC.
 17875 VON KARMAN SUITE 404 IRVINE CA 92614-6256
 949 250 0607 www.wharchitects.com fax 949 250 1529
 3875 HOP YARD RD. SUITE 325 PLEASANTON CA 94588-8527
 925 483 1700 fax 925 463 1725



City of Simi Valley
 Environmental Services Department
 April 23, 2003
 Case No. PD-S-939/940/941
 Exhibit B-20 (Revised)
 Colored



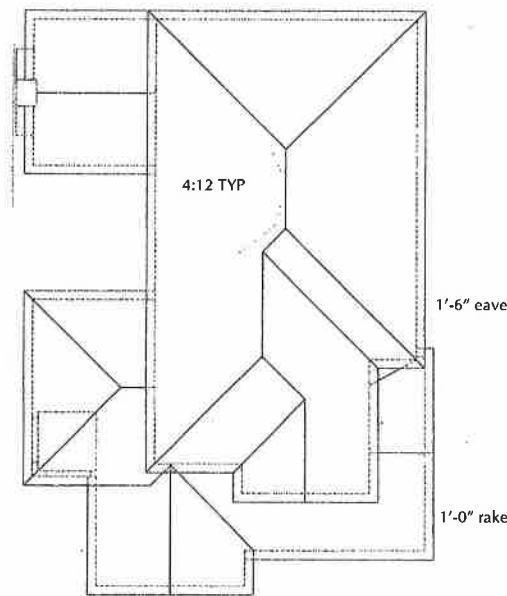
SPANISH TRADITIONAL ELEVATIONS

ROOF MATERIAL: CONCRETE 15" TILE
 FASCIA DETAIL: WOOD
 TRIM: STUCCO OJ FOAM
 WALL MATERIAL: STUCCO
 RAINING: WIREMESH WITH
 ACCENTS: WOOD SHUTTERS

RIGHT ELEVATION



REAR ELEVATION



ROOF PLAN

OPTIONAL STANDARDS

1. THE PROJECT SHALL BE LOCATED WITHIN AND BE CONSISTENT WITH AN APPROVED SPECIFIC PLAN.
2. PHYSICAL SECURITY DEVICES SHALL BE INCORPORATED INTO THE DESIGN OF THE PROJECT.
3. THE PROJECT SHALL PROVIDE A MULTI-PURPOSE TRAIL SYSTEM.
4. ARCHITECTURAL TREATMENT SHALL BE PROVIDED AROUND EACH WINDOW AND DOOR AREA ON ALL ELEVATIONS OF EACH UNIT, AND ROOF TREATMENT WITH LEAVES SHALL BE PROVIDED ON ALL ELEVATIONS OF EACH UNIT.
5. THE PROJECT SHALL INTEGRATE ENRICHED LANDSCAPING IN PARKWAYS AND GREENBELTS THROUGHOUT THE SITE.
6. ROOF MATERIALS SHALL NOT CONSIST OF ASPHALT SHINGLES.
7. SEVENTY-FIVE (75%) PERCENT OR MORE OF THE HOUSES SHALL HAVE THREE (3) OR MORE BEDROOMS.
8. THE PROJECT SHALL PROVIDE A VARIETY OF DIFFERENT FLOOR PLANS AND DIFFERENT EXTERIOR TREATMENTS FOR EACH FLOOR PLAN DEPENDENT UPON, AND CONSISTENT WITH, THE SIZE OF THE PROJECT.
9. ALL FRONT YARDS SHALL BE PLANTED WITH GRASS, CONTAINING IN-GROUND SPRINKLER SYSTEMS AND EMBELISHED WITH ADDITIONAL LANDSCAPING, SUCH AS FLOWERS, SHRUBS AND TREES.
10. ALL UNITS IN THE PROJECT SHALL HAVE 1,600 SQUARE FEET OR MORE OF FLOOR AREA.
11. THE PROJECT SHALL HAVE AN AFFORDABLE AGREEMENT WITH THE CITY, WHICH PROVIDES HOUSING AFFORDABLE TO PERSONS EARNING THE MEDIAN INCOME OR LESS.



LEFT ELEVATION

PLAN 5B – SPANISH TRADITIONAL ELEVATIONS

NOTE: SEE BW SUBMITTAL PACKAGE FOR ADDITIONAL ENHANCEMENTS NOT SHOWN


APRIL 10, 2003
 200150.00



55' X 105' LOTS
Big Sky
 SIMI VALLEY, CALIFORNIA
 D-R-HORTON

WH
 WILLIAM HEZMALHALCH ARCHITECTS INC.
 2850 REDHILL AVENUE SUITE 200 SANTA ANA CA 92705-5543
 949 250 0807 www.wharchitects.com fax 949 250 1529
 3875 HOPKINS RD. SUITE 325 PLEASANTON CA 94588-8527
 925 463 1700 fax 925 463 1725

City of Simi Valley
 Environmental Services Department
 April 23, 2003
 Case No. PD-S-939/940/941
 Exhibit B-21 (Revised)
 Colored

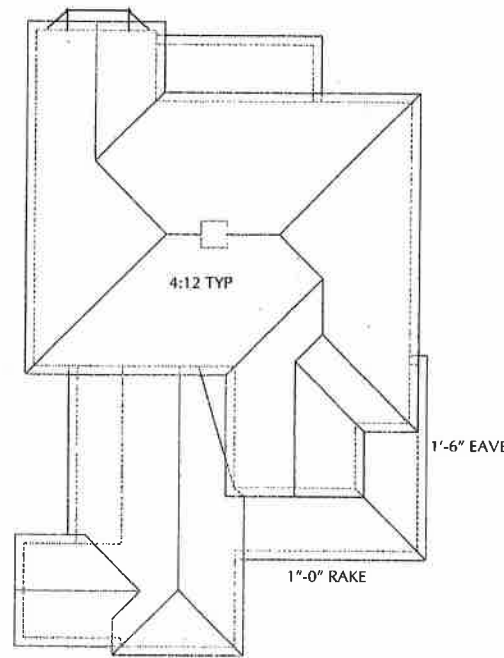


FRENCH COUNTRY ELEVATIONS
 ROOF MATERIAL: CONCRETE FLAT TILE
 FASCIA DETAIL: WOOD
 TRIM: STUCCO OF FOAM
 WALL MATERIAL: STUCCO
 SAILING: WOOD
 ACCENTS: WOOD SHUTTERS

RIGHT ELEVATION




REAR ELEVATION



ROOF PLAN

OPTIONAL STANDARDS

1. THE PROJECT SHALL BE LOCATED WITHIN AND BE CONSISTENT WITH AN APPROVED SPECIFIC PLAN
2. PHYSICAL SECURITY DEVICES SHALL BE INCORPORATED INTO THE DESIGN OF THE PROJECT.
3. THE PROJECT SHALL PROVIDE A MULTI-PURPOSE TRAIL SYSTEM
4. ARCHITECTURAL TREATMENT SHALL BE PROVIDED AROUND EACH WINDOW AND DOOR AREA ON ALL ELEVATIONS OF EACH UNIT, AND ROOF TREATMENT WITH EAVES SHALL BE PROVIDED ON ALL ELEVATIONS OF EACH UNIT.
5. THE PROJECT SHALL INTEGRATE ENRICHED LANDSCAPING IN PARKWAYS AND GREENBELTS THROUGHOUT THE SITE.
6. ROOF MATERIALS SHALL NOT CONSIST OF ASPHALT SHINGLES.
7. SEVENTY-FIVE (75%) PERCENT OR MORE OF THE HOUSES SHALL HAVE THREE (3) OR MORE BEDROOMS.
8. THE PROJECT SHALL PROVIDE A VARIETY OF DIFFERENT FLOOR PLANS AND DIFFERENT EXTERIOR TREATMENTS FOR EACH FLOOR PLAN DEPENDENT UPON, AND CONSISTENT WITH, THE SIZE OF THE PROJECT.
9. ALL FRONT YARDS SHALL BE PLANTED WITH GRASS, CONTAINING IN-GROUND SPRINKLER SYSTEMS AND EMBELISHED WITH ADDITIONAL LANDSCAPING, SUCH AS FLOWERS, SHRUBS AND TREES.
10. ALL UNITS IN THE PROJECT SHALL HAVE 1,600 SQUARE FEET OR MORE OF FLOOR AREA.
11. THE PROJECT SHALL HAVE AN AFFORDABLE AGREEMENT WITH THE CITY, WHICH PROVIDES HOUSING AFFORDABLE TO PERSONS EARNING THE MEDIAN INCOME OR LESS.



LEFT ELEVATION

© 2003 WILLIAM HEZMALHALCH ARCHITECTS, INC.

PLAN 6A – FRENCH COUNTRY ELEVATIONS

55' X 105' LOTS

Big Sky

SIMI VALLEY, CALIFORNIA

D-R-HORION

NOTE: SEE B/W SUBMITTAL PACKAGE FOR ADDITIONAL ENHANCEMENTS NOT SHOWN

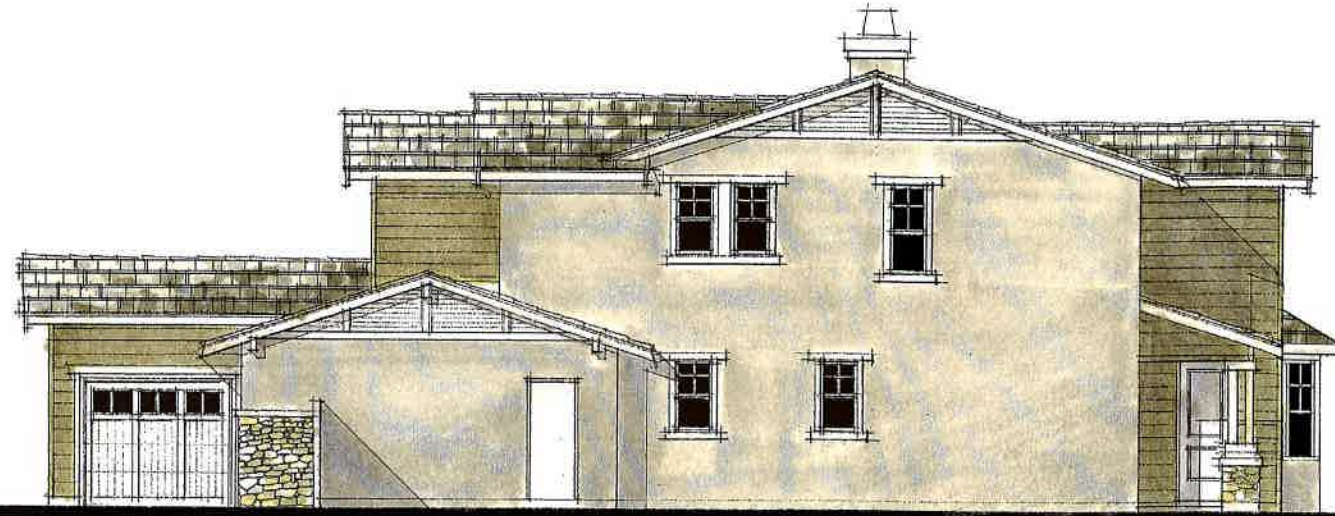
APRIL 10, 2003
 2001150.00



WILLIAM HEZMALHALCH ARCHITECTS, INC.
 2850 REDHILL AVENUE, SUITE 200, SANTA ANA, CA 92705-6543
 949 260 0607 www.wheharchitects.com fax 949 260 1629
 3875 HOPKINSON RD., SUITE 325 PLEASANTON, CA 94568-8527
 925 463 1700 fax 925 463 1725

63

City of Simi Valley
 Environmental Services Department
 April 23, 2003
 Case No. PD-S-939/940/941
 Exhibit B-25 (Revised)
 Colored

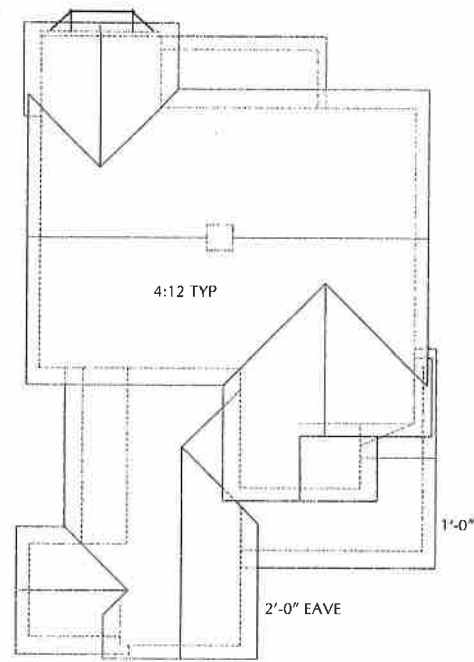


RIGHT ELEVATION



REAR ELEVATION

CRAFTSMAN ELEVATIONS
 ROOF MATERIAL: CONCRETE FLAT TILE
 FASHION DETAIL: WOOD
 TRIM: WOOD & STUCCO OR FOAM
 WALL MATERIAL: STUCCO
 SIDING/SHINGLES: HARD-PLANK OR SIMILAR
 STONE: MANUFACTURED VENER
 KARENG: WOOD
 ACCENTS: WOOD SHUTTERS, OUTLOOKERS



ROOF PLAN

OPTIONAL STANDARDS

1. THE PROJECT SHALL BE LOCATED WITHIN AND BE CONSISTENT WITH AN APPROVED SPECIFIC PLAN
2. PHYSICAL SECURITY DEVICES SHALL BE INCORPORATED INTO THE DESIGN OF THE PROJECT.
3. THE PROJECT SHALL PROVIDE A MULTI-PURPOSE TRAIL SYSTEM
4. ARCHITECTURAL TREATMENT SHALL BE PROVIDED AROUND EACH WINDOW AND DOOR AREA ON ALL ELEVATIONS OF EACH UNIT, AND ROOF TREATMENT WITH EAVES SHALL BE PROVIDED ON ALL ELEVATIONS OF EACH UNIT.
5. THE PROJECT SHALL INTEGRATE ENRICHED LANDSCAPING IN PARKWAYS AND GREENBELTS THROUGHOUT THE SITE.
6. ROOF MATERIALS SHALL NOT CONSIST OF ASPHALT SHINGLES.
7. SEVENTY-FIVE (75%) PERCENT OR MORE OF THE HOUSES SHALL HAVE THREE (3) OR MORE BEDROOMS.
8. THE PROJECT SHALL PROVIDE A VARIETY OF DIFFERENT FLOOR PLANS AND DIFFERENT EXTERIOR TREATMENTS FOR EACH FLOOR PLAN DEPENDENT UPON, AND CONSISTENT WITH, THE SIZE OF THE PROJECT.
9. ALL FRONT YARDS SHALL BE PLANTED WITH GRASS, CONTAINING IN-GROUND SPRINKLER SYSTEMS AND EMBELISHED WITH ADDITIONAL LANDSCAPING, SUCH AS FLOWERS, SHRUBS AND TREES.
10. ALL UNITS IN THE PROJECT SHALL HAVE 1,600 SQUARE FEET OR MORE OF FLOOR AREA.
11. THE PROJECT SHALL HAVE AN AFFORDABLE AGREEMENT WITH THE CITY, WHICH PROVIDES HOUSING AFFORDABLE TO PERSONS EARNING THE MEDIAN INCOME OR LESS.



LEFT ELEVATION

©2003 WILLIAM HEZMALHALCH ARCHITECTS, INC.

PLAN 6C - CRAFTSMAN ELEVATIONS

55' X 105' LOTS

Big Sky

SIMI VALLEY, CALIFORNIA

D-R-HORTON

NOTE: SEE BAW SUBMITTAL PACKAGE FOR ADDITIONAL ENHANCEMENTS NOT SHOWN

APRIL 10, 2003
 2001150.00



WILLIAM HEZMALHALCH ARCHITECTS, INC.
 2850 REDHILL AVENUE, SUITE 200, SANTA ANA, CA 92705-5543
 949 250 0807 www.wharchitects.com fax 949 250 1529
 3875 HOPVARD RD., SUITE 325 FLEASANTON, CA 94588-8527
 925 463 1700 fax 925 463 1725



City of Simi Valley
 Environmental Services Department
 April 23, 2003
 Case No. PD-S-939/940/941
 Exhibit B-26 (Revised)
 Colored



FRENCH COUNTRY ELEVATIONS
 ROOF MATERIAL: CONCRETE FLAT TILE
 FASCIA DETAIL: WOOD
 TRIM: STUCCO & STUCCO O/ FOM
 WALL MATERIAL: STUCCO
 SIDING: WOOD
 STONE: WOOD SHUTTERS
 ACCENTS: WOOD BUTTLE, ENTLESORES

COLOR SCHEME # 313

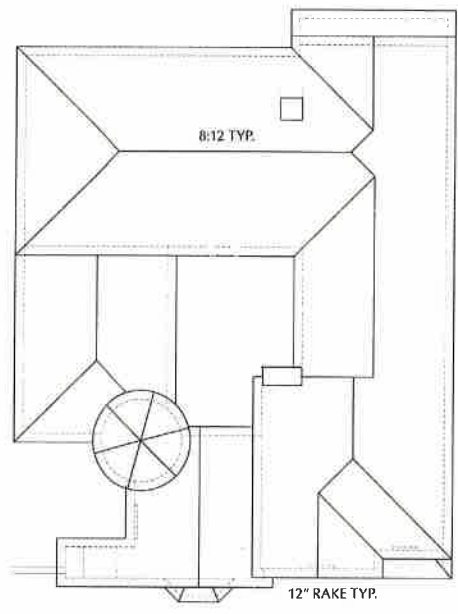
FRONT ELEVATION PLAN 7A
 FRENCH COUNTRY



CRAFTSMAN ELEVATIONS
 ROOF MATERIAL: CONCRETE FLAT TILE
 FASCIA DETAIL: WOOD
 TRIM: WOOD & STUCCO O/ FOM
 WALL MATERIAL: STUCCO
 SIDING: EURO-PLANK
 STONE: MANUFACTURED VENEER
 ACCENTS: WOOD
 WOOD BUTTLE, ENTLESORES

COLOR SCHEME # 311

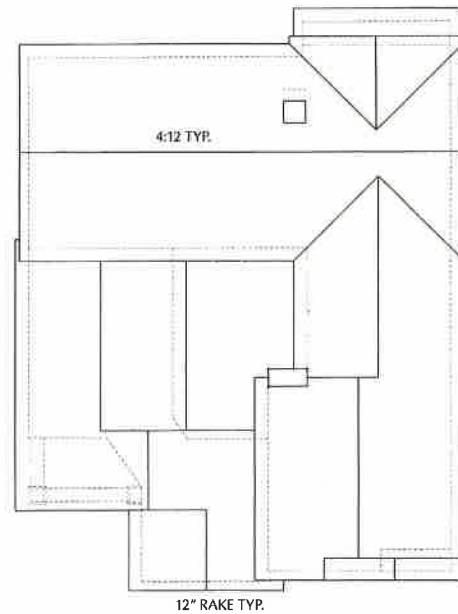
FRONT ELEVATION PLAN 7C
 CRAFTSMAN



ROOF PLAN 7A

12" EAVE TYP.

12" RAKE TYP.



ROOF PLAN 7C

18" EAVE TYP.

12" RAKE TYP.



MEDITERRANEAN ELEVATIONS
 ROOF MATERIAL: CONCRETE FLAT TILE
 FASCIA DETAIL: WOOD
 TRIM: STUCCO & STUCCO O/ FOM
 WALL MATERIAL: STUCCO
 SIDING: WOOD SHUTTERS
 STONE: WOOD CORBELS
 ACCENTS: WOOD CORBELS

© 2002 WILLIAM HEZMALHALCH ARCHITECTS, INC.
 COLOR SCHEME # 36

FRONT ELEVATION PLAN 7D
 MEDITERRANEAN

PLAN 7 - ELEVATIONS

NOTE: SEE BAW SUBMITTAL PACKAGE FOR ADDITIONAL ENHANCEMENTS NOT SHOWN

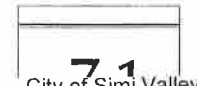
60' X 105' LOTS

Big Sky
 SIMI VALLEY, CALIFORNIA

D-R-HORTON




WILLIAM HEZMALHALCH ARCHITECTS INC.
 17875 VON KARMAN SUITE 404 IRVINE CA 92614-6256
 949 250 0607 www.wharchitects.com fax 949 250 1529
 3875 HOPYARD RD. SUITE 326 PLEASANTON CA 94588-8527
 925 463 1700 fax 925 463 1725



City of Simi Valley
 Environmental Services Department
 April 23, 2003
 Case No. PD-S-939/940/941
 Exhibit B-27 (Revised)
 Colored

APRIL 10, 2003
 20015100



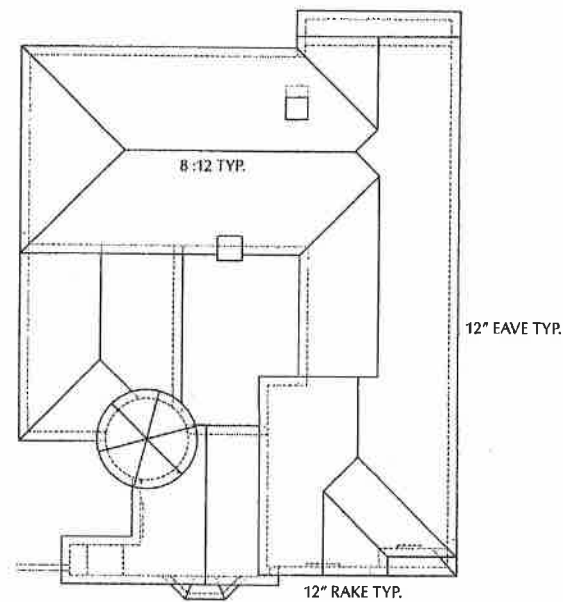


FRENCH COUNTRY ELEVATIONS
 ROOF MATERIAL: CONCRETE FLAT TILE
 FAÇON DÉTAIL: WOOD
 TRIM: STUCCO O/ FOAM
 WALL MATERIAL: STUCCO
 BALANCE: WOOD
 ACCENTS: WOOD SHUTTERS

RIGHT ELEVATION



REAR ELEVATION



ROOF PLAN

OPTIONAL STANDARDS

1. THE PROJECT SHALL BE LOCATED WITHIN AND BE CONSISTENT WITH AN APPROVED SPECIFIC PLAN
2. PHYSICAL SECURITY DEVICES SHALL BE INCORPORATED INTO THE DESIGN OF THE PROJECT.
3. THE PROJECT SHALL PROVIDE A MULTI-PURPOSE TRAIL SYSTEM
4. ARCHITECTURAL TREATMENT SHALL BE PROVIDED AROUND EACH WINDOW AND DOOR AREA ON ALL ELEVATIONS OF EACH UNIT, AND ROOF TREATMENT WITH EAVES SHALL BE PROVIDED ON ALL ELEVATIONS OF EACH UNIT.
5. THE PROJECT SHALL INTEGRATE ENRICHED LANDSCAPING IN PARKWAYS AND GREENBELTS THROUGHOUT THE SITE.
6. ROOF MATERIALS SHALL NOT CONSIST OF ASPHALT SHINGLES.
7. SEVENTY-FIVE (75%) PERCENT OR MORE OF THE HOUSES SHALL HAVE THREE (3) OR MORE BEDROOMS.
8. THE PROJECT SHALL PROVIDE A VARIETY OF DIFFERENT FLOOR PLANS AND DIFFERENT EXTERIOR TREATMENTS FOR EACH FLOOR PLAN DEPENDENT UPON, AND CONSISTENT WITH, THE SIZE OF THE PROJECT.
9. ALL FRONT YARDS SHALL BE PLANTED WITH GRASS, CONTAINING IN-GROUND SPRINKLER SYSTEMS AND EMBELISHED WITH ADDITIONAL LANDSCAPING, SUCH AS FLOWERS, SHRUBS AND TREES.
10. ALL UNITS IN THE PROJECT SHALL HAVE 1,600 SQUARE FEET OR MORE OF FLOOR AREA.
11. THE PROJECT SHALL HAVE AN AFFORDABLE AGREEMENT WITH THE CITY, WHICH PROVIDES HOUSING AFFORDABLE TO PERSONS EARNING THE MEDIAN INCOME OR LESS.



LEFT ELEVATION

© 2003 WILLIAM HEZMALHALCH ARCHITECTS, INC.

PLAN 7A – FRENCH COUNTRY ELEVATIONS

60' X 105' LOTS

Big Sky

SIMI VALLEY, CALIFORNIA


D-R-HORTON

NOTE: SEE B/W SUBMITTAL PACKAGE FOR ADDITIONAL ENHANCEMENTS NOT SHOWN

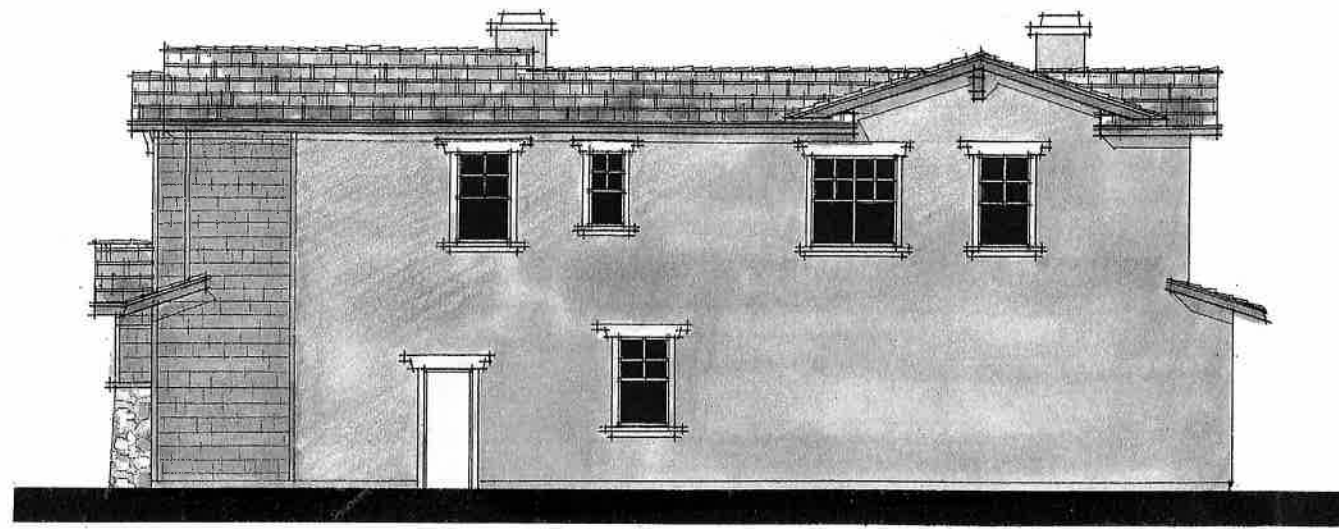
APRIL 10, 2003
 200151100



WILLIAM HEZMALHALCH ARCHITECTS, INC.
 2850 REDHILL AVENUE SUITE 200 SANTA ANA CA 92705-6643
 949 250 0607 www.wharchitects.com fax 949 250 1529
 3875 HOPYARD RD. SUITE 326 PLEASANTON CA 94588-8527
 925 483 1700 fax 925 483 1725




City of Simi Valley
 Environmental Services Department
 April 23, 2003
 Case No. PD-S-939/940/941
 Exhibit B-29 (Revised)
 Colored

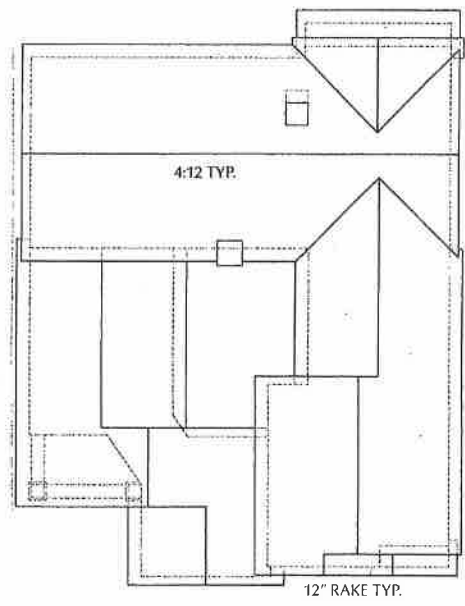


CRAFTSMAN ELEVATIONS
 ROOF MATERIAL: CONCRETE FLAT TILE
 FASON DETAIL: WOOD
 BRAC: WOOD & STUCCO OR FOAM
 WALL MATERIAL: STUCCO
 WINDOW/CURTAINS: HAND-PAINTED OR SILVER
 STONE: MANUFACTURED VENEER
 BALCONY: WOOD
 ACCENT: WOOD SHUTTERS, OUTLOOKERS

RIGHT ELEVATION




REAR ELEVATION



ROOF PLAN

OPTIONAL STANDARDS

1. THE PROJECT SHALL BE LOCATED WITHIN AND BE CONSISTENT WITH AN APPROVED SPECIFIC PLAN
2. PHYSICAL SECURITY DEVICES SHALL BE INCORPORATED INTO THE DESIGN OF THE PROJECT.
3. THE PROJECT SHALL PROVIDE A MULTI-PURPOSE TRAIL SYSTEM
4. ARCHITECTURAL TREATMENT SHALL BE PROVIDED AROUND EACH WINDOW AND DOOR AREA ON ALL ELEVATIONS OF EACH UNIT, AND ROOF TREATMENT WITH EAVES SHALL BE PROVIDED ON ALL ELEVATIONS OF EACH UNIT.
5. THE PROJECT SHALL INTEGRATE ENRICHED LANDSCAPING IN PARKWAYS AND GREENBELTS THROUGHOUT THE SITE.
6. ROOF MATERIALS SHALL NOT CONSIST OF ASPHALT SHINGLES.
7. SEVENTY-FIVE (75%) PERCENT OR MORE OF THE HOUSES SHALL HAVE THREE (3) OR MORE BEDROOMS.
8. THE PROJECT SHALL PROVIDE A VARIETY OF DIFFERENT FLOOR PLANS AND DIFFERENT EXTERIOR TREATMENTS FOR EACH FLOOR PLAN DEPENDENT UPON, AND CONSISTENT WITH, THE SIZE OF THE PROJECT.
9. ALL FRONT YARDS SHALL BE PLANTED WITH GRASS, CONTAINING IN-GROUND SPRINKLER SYSTEMS AND EMBELISHED WITH ADDITIONAL LANDSCAPING, SUCH AS FLOWERS, SHRUBS AND TREES.
10. ALL UNITS IN THE PROJECT SHALL HAVE 1,600 SQUARE FEET OR MORE OF FLOOR AREA.
11. THE PROJECT SHALL HAVE AN AFFORDABLE AGREEMENT WITH THE CITY, WHICH PROVIDES HOUSING AFFORDABLE TO PERSONS EARNING THE MEDIAN INCOME OR LESS.



LEFT ELEVATION

PLAN 7C - CRAFTSMAN ELEVATIONS

60' X 105' LOTS

Big Sky
 SIMI VALLEY, CALIFORNIA

D-R-HORION

APRIL 10, 2003
 200115100




WILLIAM HEZMALHALCH ARCHITECTS, INC.
 2850 REDHILL AVENUE, SUITE 200 SANTA ANA, CA 92705-6543
 949 250 0607 www.wharchitects.com fax 949 250 1529
 3875 HOPYARD RD, SUITE 325 PLEASANTON CA 94588-8527
 925 463 1700 fax 925 463 1725



City of Simi Valley
 Environmental Services Department
 April 23, 2003
 Case No. PD-S-939/940/941
 Exhibit B-30 (Revised)
 Colored

NOTE: SEE B/W SUBMITTAL PACKAGE FOR ADDITIONAL ENHANCEMENTS NOT SHOWN

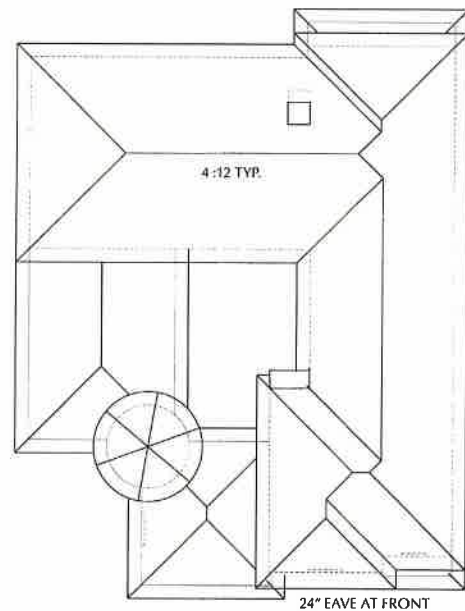


MEDITERRANEAN ELEVATIONS
 ROOF MATERIAL: CONCRETE 15" TILE
 FACIA DETAIL: WOOD
 TRIM: STUCCO OR FOAM
 WALL MATERIAL: STUCCO
 FINISH: WROUGHT IRON
 ACCENTS: WOOD BRATTIES
 WOOD CORBELS

RIGHT ELEVATION



REAR ELEVATION



ROOF PLAN

OPTIONAL STANDARDS

1. THE PROJECT SHALL BE LOCATED WITHIN AND BE CONSISTENT WITH AN APPROVED SPECIFIC PLAN
2. PHYSICAL SECURITY DEVICES SHALL BE INCORPORATED INTO THE DESIGN OF THE PROJECT.
3. THE PROJECT SHALL PROVIDE A MULTI-PURPOSE TRAIL SYSTEM
4. ARCHITECTURAL TREATMENT SHALL BE PROVIDED AROUND EACH WINDOW AND DOOR AREA ON ALL ELEVATIONS OF EACH UNIT, AND ROOF TREATMENT WITH EAVES SHALL BE PROVIDED ON ALL ELEVATIONS OF EACH UNIT.
5. THE PROJECT SHALL INTEGRATE ENRICHED LANDSCAPING IN PARKWAYS AND GREENBELTS THROUGHOUT THE SITE.
6. ROOF MATERIALS SHALL NOT CONSIST OF ASPHALT SHINGLES.
7. SEVENTY-FIVE (75%) PERCENT OR MORE OF THE HOUSES SHALL HAVE THREE (3) OR MORE BEDROOMS.
8. THE PROJECT SHALL PROVIDE A VARIETY OF DIFFERENT FLOOR PLANS AND DIFFERENT EXTERIOR TREATMENTS FOR EACH FLOOR PLAN DEPENDENT UPON, AND CONSISTENT WITH, THE SIZE OF THE PROJECT.
9. ALL FRONT YARDS SHALL BE PLANTED WITH GRASS, CONTAINING IN-GROUND SPRINKLER SYSTEMS AND EMBELISHED WITH ADDITIONAL LANDSCAPING, SUCH AS FLOWERS, SHRUBS AND TREES.
10. ALL UNITS IN THE PROJECT SHALL HAVE 1,600 SQUARE FEET OR MORE OF FLOOR AREA.
11. THE PROJECT SHALL HAVE AN AFFORDABLE AGREEMENT WITH THE CITY, WHICH PROVIDES HOUSING AFFORDABLE TO PERSONS EARNING THE MEDIAN INCOME OR LESS.



LEFT ELEVATION

CITY OF SIMI VALLEY ENHANCEMENTS
 PLAN 7D- MEDITERRANEAN
 ELEVATIONS

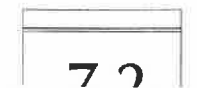
60' X 105' LOTS

Big Sky
 SIMI VALLEY, CALIFORNIA

D-R-HORTON



**WILLIAM HEZMALHALCH
 ARCHITECTS INC.**
 17875 VON KARMAN SUITE 404 IRVINE CA 92614-6256
 949 250 0607 www.wharchitects.com fax 949 250 1529
 3875 HOPYARD RD. SUITE 325 PLEASANTON CA 94588-8527
 925 463 1700 fax 925 463 1725



City of Simi Valley
 Environmental Services Department
 April 23, 2003
 Case No. PD-S-939/940/941
 Exhibit B-28 (Revised)
 Colored

NOTE: SEE B/W SUBMITTAL PACKAGE FOR ADDITIONAL
 ENHANCEMENTS NOT SHOWN

APRIL 10, 2003
REV. JANUARY 15, 2003
200115100





FRENCH COUNTRY ELEVATIONS
 ROOF MATERIAL: LONGLEAF FLAT TILE
 FASCIA DETAIL: WOOD
 TRIM: STUCCO & FERRIS
 WALL MATERIAL: STUCCO
 RAILING: WOODS
 ACCENTS: WOODS

COLOR SCHEME # 31-a

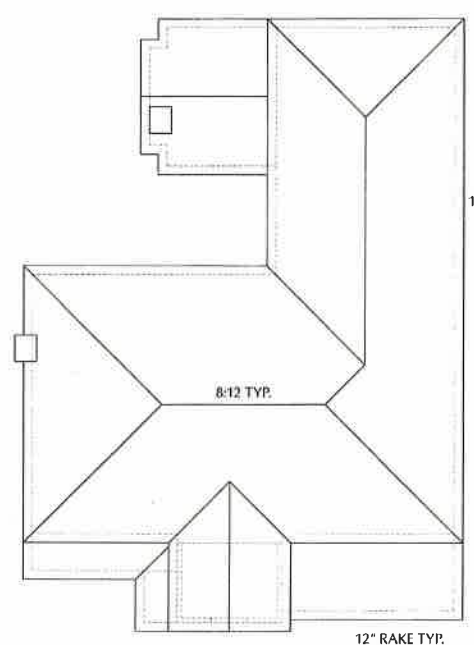
FRONT ELEVATION PLAN 8A
 FRENCH COUNTRY



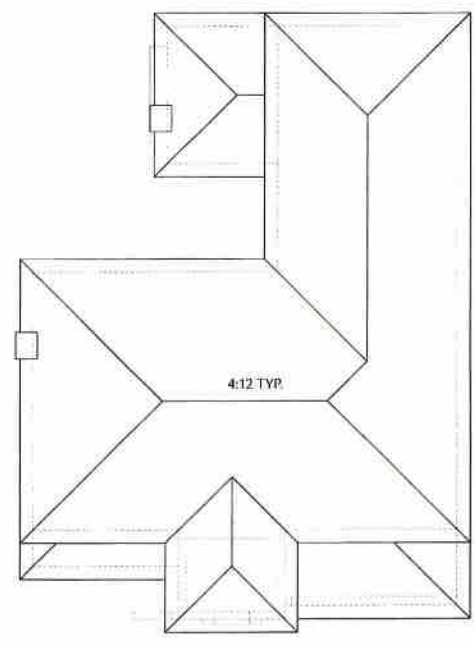
MEDITERRANEAN ELEVATIONS
 ROOF MATERIAL: CONCRETE 5" TILE
 FASCIA DETAIL: WOOD
 TRIM: STUCCO & FERRIS
 WALL MATERIAL: STUCCO
 RAILING: WOODS
 ACCENTS: WOODS

COLOR SCHEME # 34

FRONT ELEVATION PLAN 8D
 MEDITERRANEAN



ROOF PLAN 8A



ROOF PLAN 8D



CRAFTSMAN ELEVATIONS
 ROOF MATERIAL: CONCRETE 5" TILE
 FASCIA DETAIL: WOOD
 TRIM: WOOD & STUCCO
 WALL MATERIAL: STUCCO
 RAILING: WOODS
 ACCENTS: WOODS

COLOR SCHEME # 39

FRONT ELEVATION PLAN 8C
 CRAFTSMAN

PLAN 8 - ELEVATIONS

NOTE: SEE B/W SUBMITTAL PACKAGE FOR ADDITIONAL ENHANCEMENTS NOT SHOWN


APRIL 10, 2003
 200115100



60' X 105' LOTS
Big Sky
 SIMI VALLEY, CALIFORNIA
D-R-HORTON

WH
 WILLIAM HEZMALHALCH
 ARCHITECTS INC.
 17875 VON KARMAN SUITE 404 IRVINE CA 92614-6256
 949 250 0507 www.wharchitects.com fax 949 250 1529
 3875 HOPYARD RD. SUITE 326 PLEASANTON CA 94588-8527
 925 463 1700 fax 925 463 1725

Q 1
 City of Simi Valley
 Environmental Services Department
 April 23, 2003
 Case No. PD-S-939/940/941
 Exhibit B-31 (Revised)
 Colored



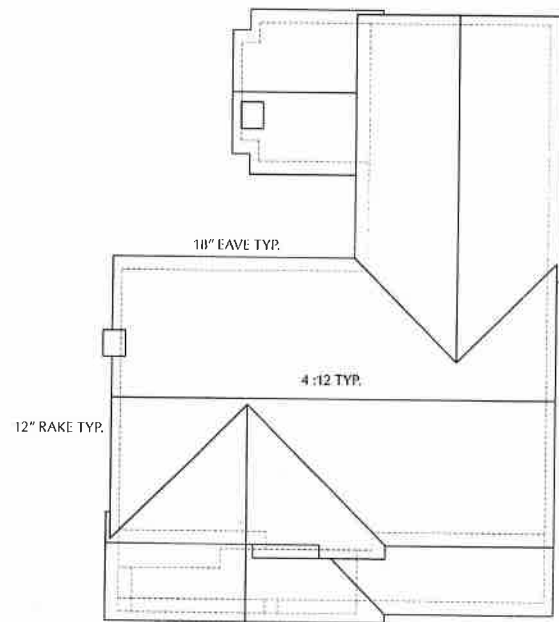
CRAFTSMAN ELEVATIONS

ROOF MATERIAL:	CONCRETE FLAT TEE
FASCIA DETAIL:	WOOD
TRIM:	WOOD & STUCCO GI FOAM
WALL MATERIAL:	STUCCO
STONE:	HAND-PLANE OR SHALAR
MANUFACTURED VENEER:	WOOD
RAILING:	WOOD
ACCENTS:	WOOD TRAILERS, CHIMNEYS

RIGHT ELEVATION



REAR ELEVATION



ROOF PLAN

OPTIONAL STANDARDS

1. THE PROJECT SHALL BE LOCATED WITHIN AND BE CONSISTENT WITH AN APPROVED SPECIFIC PLAN
2. PHYSICAL SECURITY DEVICES SHALL BE INCORPORATED INTO THE DESIGN OF THE PROJECT.
3. THE PROJECT SHALL PROVIDE A MULTI-PURPOSE TRAIL SYSTEM
4. ARCHITECTURAL TREATMENT SHALL BE PROVIDED AROUND EACH WINDOW AND DOOR AREA ON ALL ELEVATIONS OF EACH UNIT, AND ROOF TREATMENT WITH EAVES SHALL BE PROVIDED ON ALL ELEVATIONS OF EACH UNIT.
5. THE PROJECT SHALL INTEGRATE ENRICHED LANDSCAPING IN PARKWAYS AND GREENBELTS THROUGHOUT THE SITE.
6. ROOF MATERIALS SHALL NOT CONSIST OF ASPHALT SHINGLES.
7. SEVENTY-FIVE (75%) PERCENT OR MORE OF THE HOUSES SHALL HAVE THREE (3) OR MORE BEDROOMS.
8. THE PROJECT SHALL PROVIDE A VARIETY OF DIFFERENT FLOOR PLANS AND DIFFERENT EXTERIOR TREATMENTS FOR EACH FLOOR PLAN DEPENDENT UPON, AND CONSISTENT WITH, THE SIZE OF THE PROJECT.
9. ALL FRONT YARDS SHALL BE PLANTED WITH GRASS, CONTAINING IN-GROUND SPRINKLER SYSTEMS AND EMBELLISHED WITH ADDITIONAL LANDSCAPING, SUCH AS FLOWERS, SHRUBS AND TREES.
10. ALL UNITS IN THE PROJECT SHALL HAVE 1,600 SQUARE FEET OR MORE OF FLOOR AREA.
11. THE PROJECT SHALL HAVE AN AFFORDABLE AGREEMENT WITH THE CITY, WHICH PROVIDES HOUSING AFFORDABLE TO PERSONS EARNING THE MEDIAN INCOME OR LESS.



LEFT ELEVATION

CITY OF SIMI VALLEY ENHANCEMENTS
PLAN 8C - CRAFTSMAN
ELEVATIONS

60' X 105' LOTS

Big Sky
SIMI VALLEY, CALIFORNIA

D-R-HORTON

NOTE: SEE B/W SUBMITTAL PACKAGE FOR ADDITIONAL ENHANCEMENTS NOT SHOWN

APRIL 10, 2003
REV. JANUARY 15, 2003


2001151.00



WILLIAM HEZMALHALCH ARCHITECTS, INC.
17875 VON KARMAN SUITE 404 IRVINE CA 92614-6256
949 250 0607 www.wharchitects.com fax 949 250 1529
3875 HOPYARD RD. SUITE 325 PLEASANTON CA 94588-8527
925 463 1700 fax 925 463 1725

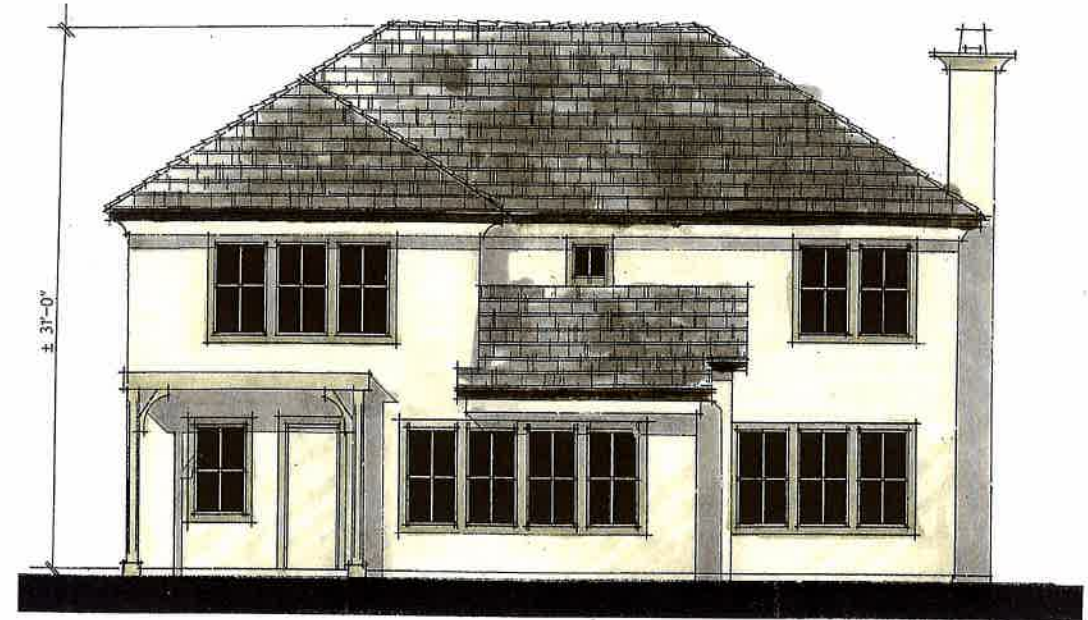


City of Simi Valley
Environmental Services Department
April 23, 2003
Case No. PD-S-939/940/941
Exhibit B-32 (Revised)
Colored

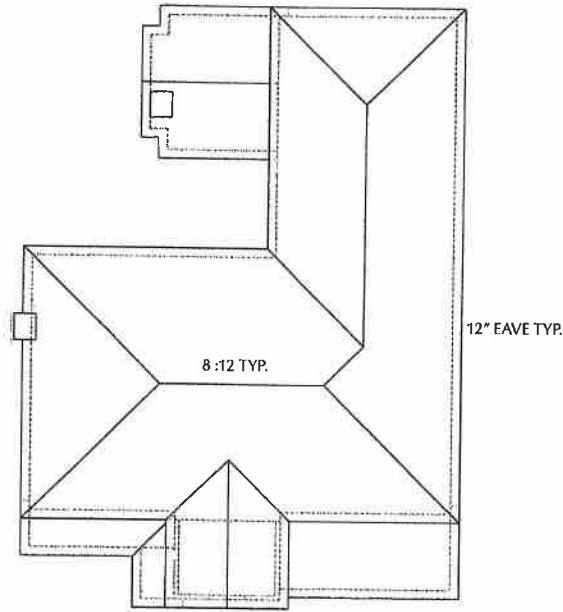


FRENCH COUNTRY ELEVATIONS
 ROOF MATERIAL: CONCRETE FLAT TILE
 FASCIA DETAIL: WOOD
 TRIM: STUCCO / FOLIUM
 WALL MATERIAL: STUCCO
 FINISH: WOOD
 ACCENTS: WOOD SHUTTERS

RIGHT ELEVATION



REAR ELEVATION



ROOF PLAN

OPTIONAL STANDARDS

1. THE PROJECT SHALL BE LOCATED WITHIN AND BE CONSISTENT WITH AN APPROVED SPECIFIC PLAN
2. PHYSICAL SECURITY DEVICES SHALL BE INCORPORATED INTO THE DESIGN OF THE PROJECT.
3. THE PROJECT SHALL PROVIDE A MULTI-PURPOSE TRAIL SYSTEM
4. ARCHITECTURAL TREATMENT SHALL BE PROVIDED AROUND EACH WINDOW AND DOOR AREA ON ALL ELEVATIONS OF EACH UNIT, AND ROOF TREATMENT WITH EAVES SHALL BE PROVIDED ON ALL ELEVATIONS OF EACH UNIT.
5. THE PROJECT SHALL INTEGRATE ENRICHED LANDSCAPING IN PARKWAYS AND GREENBELTS THROUGHOUT THE SITE.
6. ROOF MATERIALS SHALL NOT CONSIST OF ASPHALT SHINGLES.
7. SEVENTY-FIVE (75%) PERCENT OR MORE OF THE HOUSES SHALL HAVE THREE (3) OR MORE BEDROOMS.
8. THE PROJECT SHALL PROVIDE A VARIETY OF DIFFERENT FLOOR PLANS AND DIFFERENT EXTERIOR TREATMENTS FOR EACH FLOOR PLAN DEPENDENT UPON, AND CONSISTENT WITH, THE SIZE OF THE PROJECT.
9. ALL FRONT YARDS SHALL BE PLANTED WITH GRASS, CONTAINING IN-GROUND SPRINKLER SYSTEMS AND EMBELLISHED WITH ADDITIONAL LANDSCAPING, SUCH AS FLOWERS, SHRUBS AND TREES.
10. ALL UNITS IN THE PROJECT SHALL HAVE 1,600 SQUARE FEET OR MORE OF FLOOR AREA.
11. THE PROJECT SHALL HAVE AN AFFORDABLE AGREEMENT WITH THE CITY, WHICH PROVIDES HOUSING AFFORDABLE TO PERSONS EARNING THE MEDIAN INCOME OR LESS.



LEFT ELEVATION

PLAN 8A – FRENCH COUNTRY ELEVATIONS

60' X 105' LOTS

Big Sky
 SIMI VALLEY, CALIFORNIA
D-R-HORION

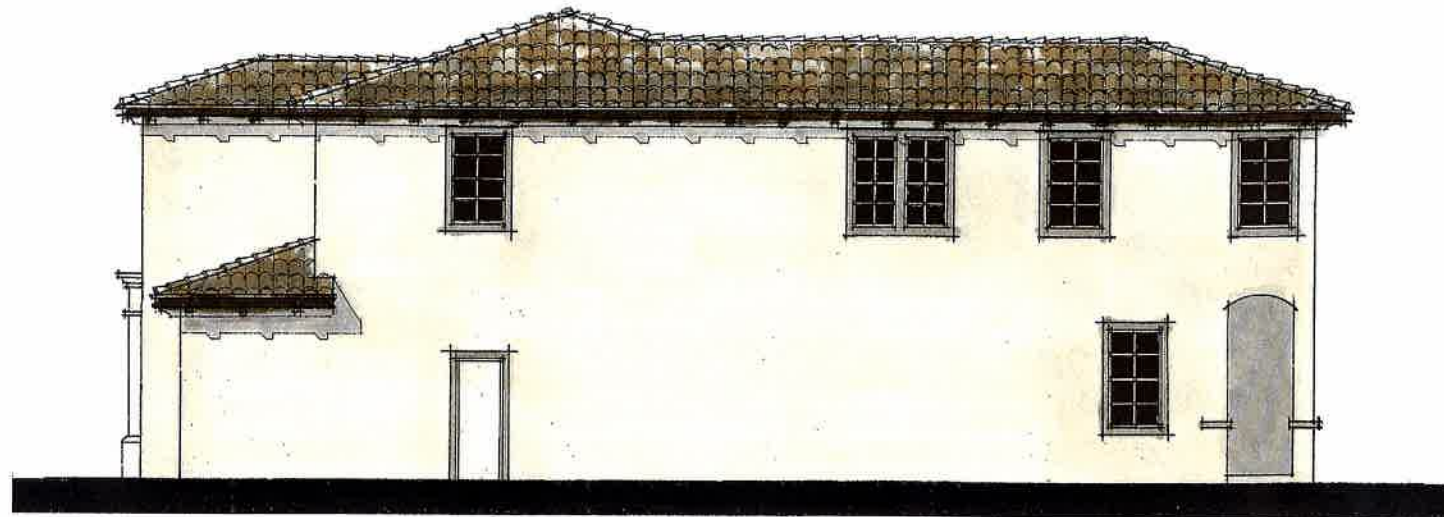
NOTE: SEE B/W SUBMITTAL PACKAGE FOR ADDITIONAL ENHANCEMENTS NOT SHOWN

APRIL 10, 2003
 2001151.00



W
WILLIAM HEZMALHALCH ARCHITECTS INC.
 2850 FREDHILL AVENUE SUITE 200 SANTA ANA CA 92705-5543
 949 250 0807 www.whearchitects.com fax 949 260 1528
 3875 HOP YARD RD. SUITE 325 PLEASANTON CA 94566-8527
 925 463 1700 fax 925 463 1725

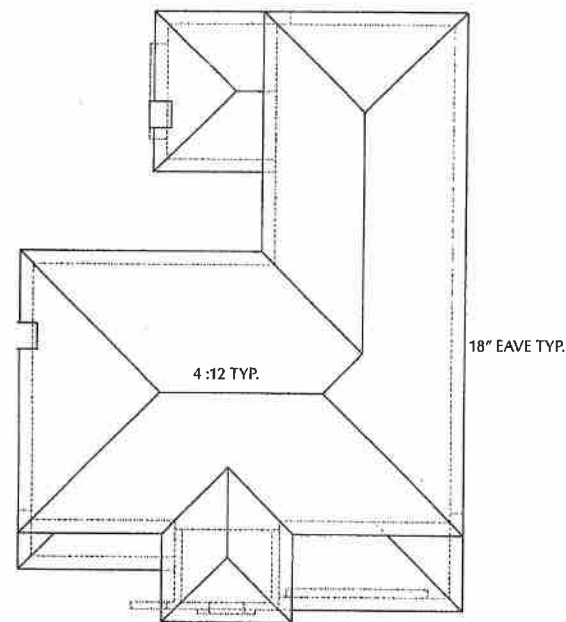
City of Simi Valley
 Environmental Services Department
 April 23, 2003
 Case No. PD-S-939/940/941
 Exhibit B-33 (Revised)
 Colored



RIGHT ELEVATION



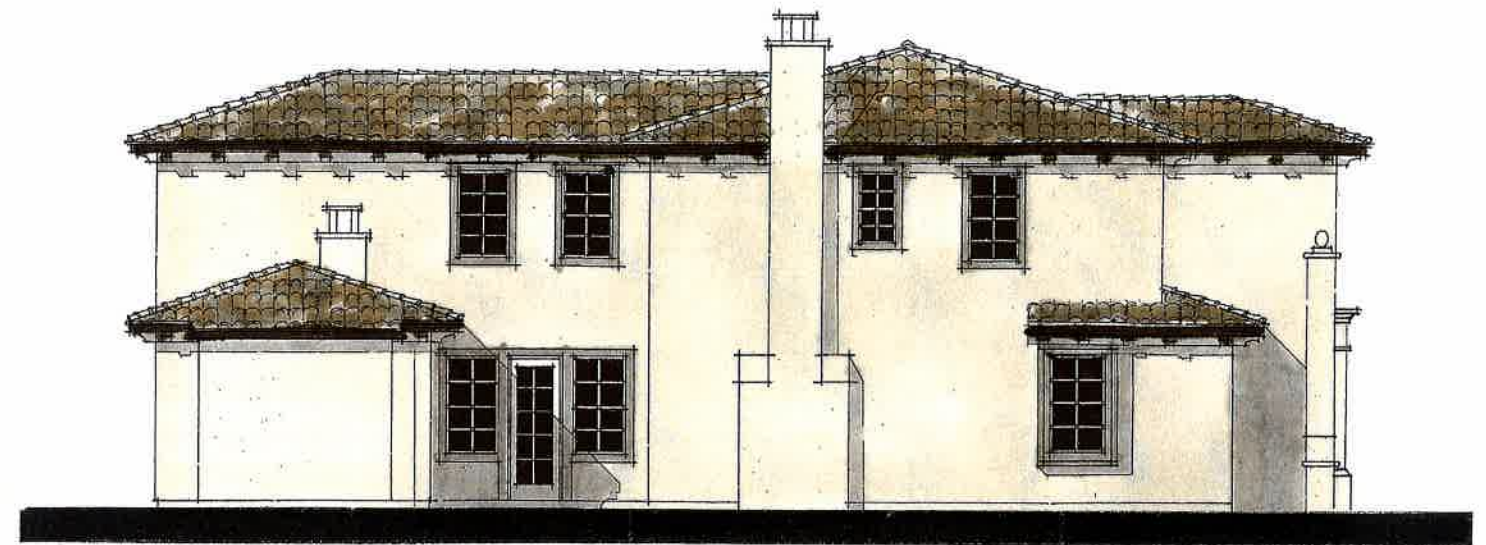
REAR ELEVATION



ROOF PLAN

OPTIONAL STANDARDS

1. THE PROJECT SHALL BE LOCATED WITHIN AND BE CONSISTENT WITH AN APPROVED SPECIFIC PLAN
2. PHYSICAL SECURITY DEVICES SHALL BE INCORPORATED INTO THE DESIGN OF THE PROJECT.
3. THE PROJECT SHALL PROVIDE A MULTI-PURPOSE TRAIL SYSTEM
4. ARCHITECTURAL TREATMENT SHALL BE PROVIDED AROUND EACH WINDOW AND DOOR AREA ON ALL ELEVATIONS OF EACH UNIT, AND ROOF TREATMENT WITH EAVES SHALL BE PROVIDED ON ALL ELEVATIONS OF EACH UNIT.
5. THE PROJECT SHALL INTEGRATE ENRICHED LANDSCAPING IN PARKWAYS AND GREENBELTS THROUGHOUT THE SITE.
6. ROOF MATERIALS SHALL NOT CONSIST OF ASPHALT SHINGLES.
7. SEVENTY-FIVE (75%) PERCENT OR MORE OF THE HOUSES SHALL HAVE THREE (3) OR MORE BEDROOMS.
8. THE PROJECT SHALL PROVIDE A VARIETY OF DIFFERENT FLOOR PLANS AND DIFFERENT EXTERIOR TREATMENTS FOR EACH FLOOR PLAN DEPENDENT UPON, AND CONSISTENT WITH, THE SIZE OF THE PROJECT.
9. ALL FRONT YARDS SHALL BE PLANTED WITH GRASS, CONTAINING IN-GROUND SPRINKLER SYSTEMS AND EMBELISHED WITH ADDITIONAL LANDSCAPING, SUCH AS FLOWERS, SHRUBS AND TREES.
10. ALL UNITS IN THE PROJECT SHALL HAVE 1,600 SQUARE FEET OR MORE OF FLOOR AREA.
11. THE PROJECT SHALL HAVE AN AFFORDABLE AGREEMENT WITH THE CITY, WHICH PROVIDES HOUSING AFFORDABLE TO PERSONS EARNING THE MEDIAN INCOME OR LESS.



LEFT ELEVATION

© 2003 WILLIAM HEZMALHALCH ARCHITECTS, INC.

PLAN 8D - MEDITERRANEAN ELEVATIONS

NOTE: SEE B/W SUBMITTAL PACKAGE FOR ADDITIONAL ENHANCEMENTS NOT SHOWN

APRIL 10, 2003
200151.00



60' X 105' LOTS


Big Sky

SIMI VALLEY, CALIFORNIA


D-R-HORTON



WILLIAM HEZMALHALCH ARCHITECTS, INC.
2850 RECHILL AVENUE SUITE 200 SANTA ANA CA 92705-5543
949 250 0507 www.hezmalhalch.com fax 949 250 1529
3875 HOPYARD RD. SUITE 325 PLEASANTON CA 94588-8627
925 463 1700 fax 925 463 1725




City of Simi Valley
Environmental Services Department
April 23, 2003
Case No. PD-S-939/940/941
Exhibit B-34 (Revised)
Colored

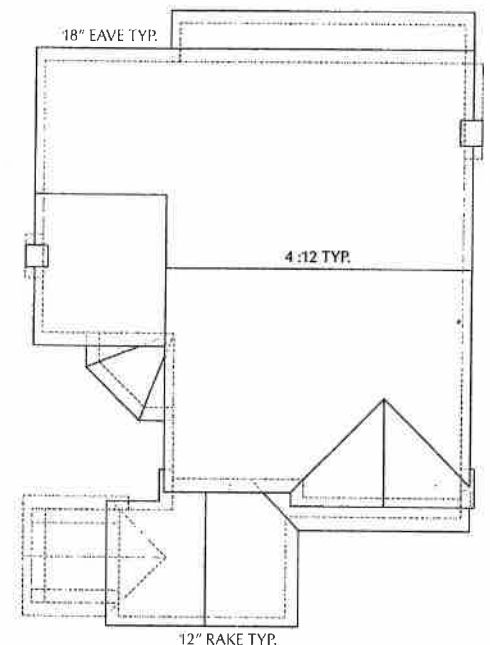


CRAFTSMAN ELEVATIONS
 ROOF MATERIAL: CONCRETE FLAT TILE
 FLOORING: WOOD
 TRIM: WOOD & STUCCO / FOAM
 WALL MATERIAL: STUCCO
 SINKING/SCREENS: HARD-PLANK OR SOLID
 STONE: MANUFACTURED VENEER
 RAILING: WOOD
 ACCENTS: WOOD SHUTTERS, OUTLOOKERS

RIGHT ELEVATION




REAR ELEVATION



ROOF PLAN

OPTIONAL STANDARDS

1. THE PROJECT SHALL BE LOCATED WITHIN AND BE CONSISTENT WITH AN APPROVED SPECIFIC PLAN
2. PHYSICAL SECURITY DEVICES SHALL BE INCORPORATED INTO THE DESIGN OF THE PROJECT.
3. THE PROJECT SHALL PROVIDE A MULTI-PURPOSE TRAIL SYSTEM
4. ARCHITECTURAL TREATMENT SHALL BE PROVIDED AROUND EACH WINDOW AND DOOR AREA ON ALL ELEVATIONS OF EACH UNIT, AND ROOF TREATMENT WITH EAVES SHALL BE PROVIDED ON ALL ELEVATIONS OF EACH UNIT.
5. THE PROJECT SHALL INTEGRATE ENRICHED LANDSCAPING IN PARKWAYS AND GREENBELTS THROUGHOUT THE SITE.
6. ROOF MATERIALS SHALL NOT CONSIST OF ASPHALT SHINGLES.
7. SEVENTY-FIVE (75%) PERCENT OR MORE OF THE HOUSES SHALL HAVE THREE (3) OR MORE BEDROOMS.
8. THE PROJECT SHALL PROVIDE A VARIETY OF DIFFERENT FLOOR PLANS AND DIFFERENT EXTERIOR TREATMENTS FOR EACH FLOOR PLAN DEPENDENT UPON, AND CONSISTENT WITH, THE SIZE OF THE PROJECT.
9. ALL FRONT YARDS SHALL BE PLANTED WITH GRASS, CONTAINING IN-GROUND SPRINKLER SYSTEMS AND EMBELISHED WITH ADDITIONAL LANDSCAPING, SUCH AS FLOWERS, SHRUBS AND TREES.
10. ALL UNITS IN THE PROJECT SHALL HAVE 1,600 SQUARE FEET OR MORE OF FLOOR AREA.
11. THE PROJECT SHALL HAVE AN AFFORDABLE AGREEMENT WITH THE CITY, WHICH PROVIDES HOUSING AFFORDABLE TO PERSONS EARNING THE MEDIAN INCOME OR LESS.



LEFT ELEVATION

PLAN 9C - CRAFTSMAN ELEVATIONS

60' X 105' LOTS

Big Sky

SIMI VALLEY, CALIFORNIA

D-R-HORTON

NOTE: SEE B/W SUBMITTAL PACKAGE FOR ADDITIONAL ENHANCEMENTS NOT SHOWN

APRIL 10, 2003
 2001051.00



WH
 WILLIAM HEZMALHALCH ARCHITECTS INC.
 2850 REDHILL AVENUE SUITE 200 SANTA ANA CA 92705-5543
 949 250 0507 www.wharchitects.com fax 949 250 1529
 3875 HOPYARD RD. SUITE 325 PLEASANTON CA 94566-8527
 925 463 1700 fax 925 463 1725

94

City of Simi Valley
 Environmental Services Department
 April 23, 2003
 Case No. PD-S-939/940/941
 Exhibit B-38 (Revised)
 Colored



SPANISH COLONIAL ELEVATIONS
 ROOF MATERIAL: CONCRETE FLAT TEE
 FASCIA ENTABL: WOOD
 TRIM: STUCCO OR FOAM
 WALL MATERIAL: STUCCO
 RAFTING: WOOD SHAKES
 ACCENTS: WOOD SHAKES

COLOR SCHEME # 38

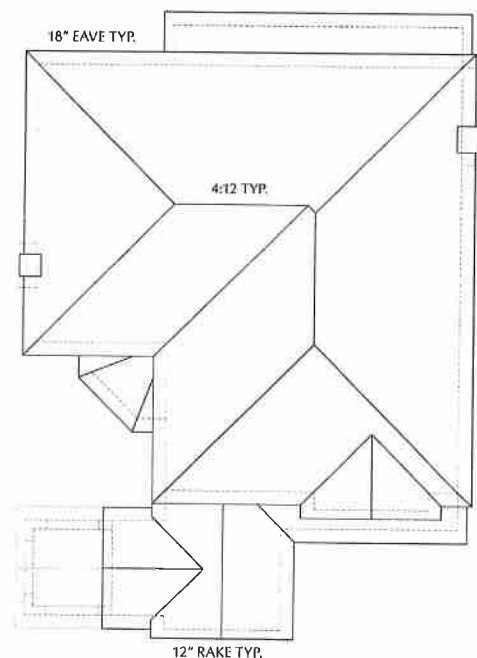
FRONT ELEVATION PLAN 9B
 SPANISH COLONIAL



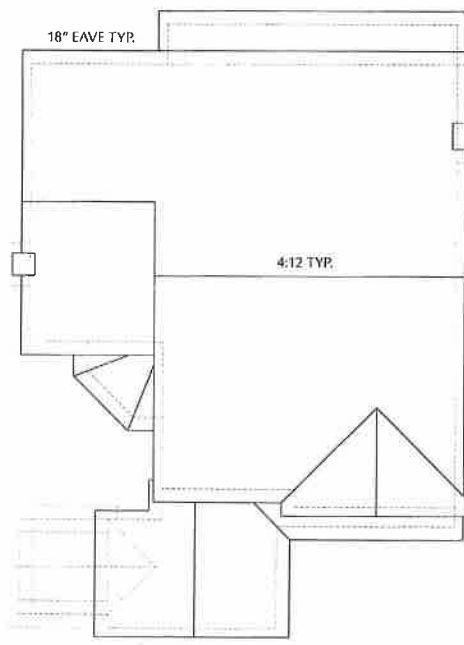
CRAFTSMAN ELEVATIONS
 ROOF MATERIAL: CONCRETE FLAT TEE
 FASCIA ENTABL: WOOD
 TRIM: WOOD & STUCCO OR FOAM
 WALL MATERIAL: STUCCO
 RAFTING: HAZEL-PLANK OR SIBIR
 ACCENTS: HAZEL-PLANK OR SIBIR
 WOOD SHAKES: WOOD SHAKES, OUTDOOR

COLOR SCHEME # 310

FRONT ELEVATION PLAN 9C
 CRAFTSMAN



ROOF PLAN 9B



ROOF PLAN 9C

PLAN 9 - ELEVATIONS

60' X 105' LOTS

Big Sky

SIMI VALLEY, CALIFORNIA

D-R-HORTON



FRENCH COUNTRY ELEVATIONS
 ROOF MATERIAL: CONCRETE FLAT TEE
 FASCIA ENTABL: WOOD
 TRIM: STUCCO OR FOAM
 WALL MATERIAL: STUCCO
 RAFTING: WOOD
 ACCENTS: WOOD SHAKES

COLOR SCHEME # 32

FRONT ELEVATION PLAN 9A
 FRENCH COUNTRY

NOTE: SEE BAW SUBMITTAL PACKAGE FOR ADDITIONAL ENHANCEMENTS NOT SHOWN

APRIL 10, 2003



200315100



WILLIAM HEZMALHALCH ARCHITECTS INC.
 17875 VON KARMAN SUITE 404 IRVINE CA 92614-6256
 949 250 0807 www.wharchitects.com fax 949 250 1529
 3875 HOPYARD RD. SUITE 325 PLEASANTON CA 94588-8527
 925 463 1700 fax 925 463 1725



City of Simi Valley
 Environmental Services Department
 April 23, 2003
 Case No. PD-S-939/940/941
 Exhibit B-35 (Revised)
 Colored

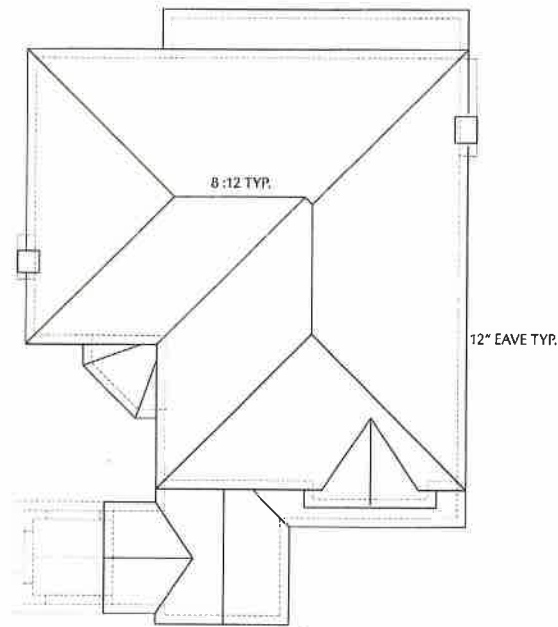


FRENCH COUNTRY ELEVATIONS
 ROOF MATERIAL: EXPONENTIAL FLAT DR
 FASCIA/PETAR: SIDING
 TRIM: STUCCO OF FOAM
 WALL MATERIAL: STUCCO
 SIDING: WOOD
 ACCENTS: WOOD SHUTTERS

RIGHT ELEVATION



REAR ELEVATION



ROOF PLAN

OPTIONAL STANDARDS

1. THE PROJECT SHALL BE LOCATED WITHIN AND BE CONSISTENT WITH AN APPROVED SPECIFIC PLAN
2. PHYSICAL SECURITY DEVICES SHALL BE INCORPORATED INTO THE DESIGN OF THE PROJECT.
3. THE PROJECT SHALL PROVIDE A MULTI-PURPOSE TRAIL SYSTEM
4. ARCHITECTURAL TREATMENT SHALL BE PROVIDED AROUND EACH WINDOW AND DOOR AREA ON ALL ELEVATIONS OF EACH UNIT, AND ROOF TREATMENT WITH EAVES SHALL BE PROVIDED ON ALL ELEVATIONS OF EACH UNIT.
5. THE PROJECT SHALL INTEGRATE ENRICHED LANDSCAPING IN PARKWAYS AND GREENBELTS THROUGHOUT THE SITE.
6. ROOF MATERIALS SHALL NOT CONSIST OF ASPHALT SHINGLES.
7. SEVENTY-FIVE (75%) PERCENT OR MORE OF THE HOUSES SHALL HAVE THREE (3) OR MORE BEDROOMS.
8. THE PROJECT SHALL PROVIDE A VARIETY OF DIFFERENT FLOOR PLANS AND DIFFERENT EXTERIOR TREATMENTS FOR EACH FLOOR PLAN DEPENDENT UPON, AND CONSISTENT WITH, THE SIZE OF THE PROJECT.
9. ALL FRONT YARDS SHALL BE PLANTED WITH GRASS, CONTAINING IN-GROUND SPRINKLER SYSTEMS AND EMBELISHED WITH ADDITIONAL LANDSCAPING, SUCH AS FLOWERS, SHRUBS AND TREES.
10. ALL UNITS IN THE PROJECT SHALL HAVE 1,600 SQUARE FEET OR MORE OF FLOOR AREA.
11. THE PROJECT SHALL HAVE AN AFFORDABILITY AGREEMENT WITH THE CITY, WHICH PROVIDES HOUSING AFFORDABLE TO PERSONS EARNING THE MEDIAN INCOME OR LESS.



LEFT ELEVATION

© 2002 WILLIAM HEZMALHALCH ARCHITECTS, INC.

CITY OF SIMI VALLEY ENHANCEMENTS
 PLAN 9A-FRENCH COUNTRY

NOTE: SEE BW SUBMITTAL PACKAGE FOR ADDITIONAL ENHANCEMENTS NOT SHOWN

APRIL 10, 2003
 REV. JANUARY 15, 2003
 200315100




60' X 105' LOTS


Big Sky
 SIMI VALLEY, CALIFORNIA
D-R-HORTON



WILLIAM HEZMALHALCH
 ARCHITECTS, INC.
 17875 VON KARMAN SUITE 404 IRVINE CA 92614-6256
 949 250 0807 www.wharchitects.com fax 949 250 1529
 3875 HOPYARD RD. SUITE 325 PLEASANTON CA 94588-8527
 925 463 1700 fax 925 463 1725



City of Simi Valley
 Environmental Services Department
 April 23, 2003
 Case No. PD-S-939/940/941
 Exhibit B-36 (Revised)
 Colored

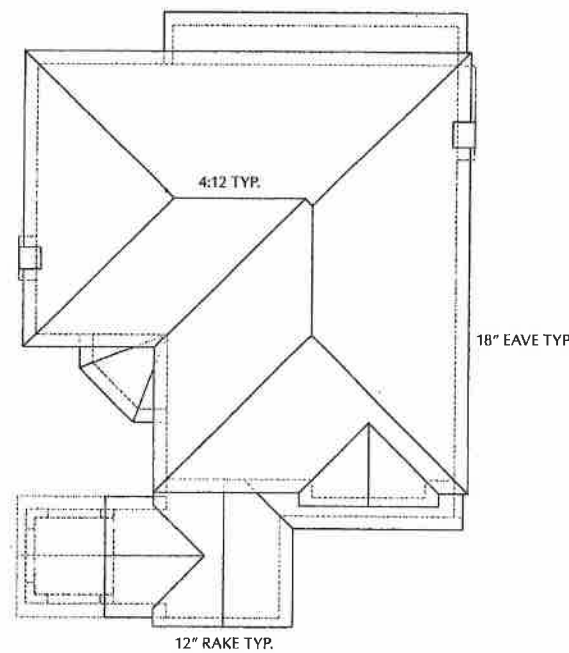


SPANISH COLONIAL ELEVATIONS
 ROOF MATERIAL: CONCRETE OF TILE
 FASCIA DETAIL: WOOD
 TRIM: STUCCO OF FOAM
 WALL MATERIAL: STUCCO
 RAILING: WROUGHT IRON
 ACCENTS: WOOD SLITTERS

RIGHT ELEVATION



REAR ELEVATION



ROOF PLAN

OPTIONAL STANDARDS

1. THE PROJECT SHALL BE LOCATED WITHIN AND BE CONSISTENT WITH AN APPROVED SPECIFIC PLAN
2. PHYSICAL SECURITY DEVICES SHALL BE INCORPORATED INTO THE DESIGN OF THE PROJECT.
3. THE PROJECT SHALL PROVIDE A MULTI-PURPOSE TRAIL SYSTEM
4. ARCHITECTURAL TREATMENT SHALL BE PROVIDED AROUND EACH WINDOW AND DOOR AREA ON ALL ELEVATIONS OF EACH UNIT, AND ROOF TREATMENT WITH EAVES SHALL BE PROVIDED ON ALL ELEVATIONS OF EACH UNIT.
5. THE PROJECT SHALL INTEGRATE ENRICHED LANDSCAPING IN PARKWAYS AND GREENBELTS THROUGHOUT THE SITE.
6. ROOF MATERIALS SHALL NOT CONSIST OF ASPHALT SHINGLES.
7. SEVENTY-FIVE (75%) PERCENT OR MORE OF THE HOUSES SHALL HAVE THREE (3) OR MORE BEDROOMS.
8. THE PROJECT SHALL PROVIDE A VARIETY OF DIFFERENT FLOOR PLANS AND DIFFERENT EXTERIOR TREATMENTS FOR EACH FLOOR PLAN DEPENDENT UPON, AND CONSISTENT WITH, THE SIZE OF THE PROJECT.
9. ALL FRONT YARDS SHALL BE PLANTED WITH GRASS, CONTAINING IN-GROUND SPRINKLER SYSTEMS AND EMBELISHED WITH ADDITIONAL LANDSCAPING, SUCH AS FLOWERS, SHRUBS AND TREES.
10. ALL UNITS IN THE PROJECT SHALL HAVE 1,600 SQUARE FEET OR MORE OF FLOOR AREA.
11. THE PROJECT SHALL HAVE AN AFFORDABLE AGREEMENT WITH THE CITY, WHICH PROVIDES HOUSING AFFORDABLE TO PERSONS EARNING THE MEDIAN INCOME OR LESS.



LEFT ELEVATION

PLAN 9B - SPANISH COLONIAL ELEVATIONS

60' X 105' LOTS

Big Sky

SIMI VALLEY, CALIFORNIA


D-R-HOKON

NOTE: SEE B/W SUBMITTAL PACKAGE FOR ADDITIONAL ENHANCEMENTS NOT SHOWN

APRIL 10, 2003
 20015100



WILLIAM HEZMALHALCH ARCHITECTS, INC.
 2860 REDHILL AVENUE SUITE 200 SANTA ANA CA 92705-6543
 949 250 0607 www.whoarchitects.com fax 949 250 1528
 3876 HOPYARD RD. SUITE 326 PLEASANTON CA 94589-8527
 925 493 1700 fax 925 493 1726



City of Simi Valley
 Environmental Services Department
 April 23, 2003
 Case No. PD-S-939/940/941
 Exhibit B-37 (Revised)
 Colored